

# PRODUCT CATALOGUE 12V

PRODUCT CATALOGUE 12V

# Content



## general notes

**04** preface introduction

**08** the system

**11** installation regulation



## lamps

**18** rear lamps

**57** position lamps

**71** side marker lamps

**79** number plate lamps

**82** number plate pads

**83** end outline marker lamps

**92** direction indicator

**98** reversing lamp/  
fog lamp

**101** reversing lamps

**102** reversing lights

**104** work lamps

**105** reversing lamps / work  
lamps

**108** rotating lamps

**109** cable lamps

**110** additional brake lights

**112** interior lamps



## cables

**118** main cables

**124** various cables

**125** cables sold by the meter



## connection elements

**130** plugs

**133** sockets

**135** adapters

**136** couplings

**137** bayonet connectors





## reflectors

**142** reflectors



## various

**146** LCG

**150** Smartlink/voltage divider

**151** signal plates

**153** junction box/lamps



## connection diagrams/ attachments

**156** connection  
diagramm DIN/ISO

**156** connection  
diagramm others

**157** approval numbers

**158** part numbers overview

NPL - number plate lamp

RL - reversing light

FL - fog lamp

# Aspöck Systems

## Aspöck Systems – we bring light to the road

At Aspöck Systems we have made it our business to design, develop and build the best possible total solutions for Europe's vehicle manufacturers. And here we mean the complete range of vehicles.

**Individual systems - Satisfied customers.** Since their inception in 1977, Aspöck Systems GmbH has focused on a philosophy that has made it one of today's leading producers of lighting systems for the vehicle industry: developing custom-tailored solutions for each individual customer. This is the flexibility that has become the successful trademark of Aspöck Systems.

**Innovative products.** We see it as our obligation to make our entire range of cable and light systems compatible with the state-of-the-art, and play a pioneering role in setting new standards. We apply waterproof cables, connection systems and LED lighting to every field of application.

**Continuous growth.** Our headquarter in Peuerbach, Upper Austria has undergone continuous expansion in the production, storage and management sectors. Every year we invest in new production facilities, testing equipment and development systems to remain at the cutting edge of technology. At the same time we promote the further education and training of our employees, so that they always have the right answer when confronted with difficult questions, such as specific legislation issues.



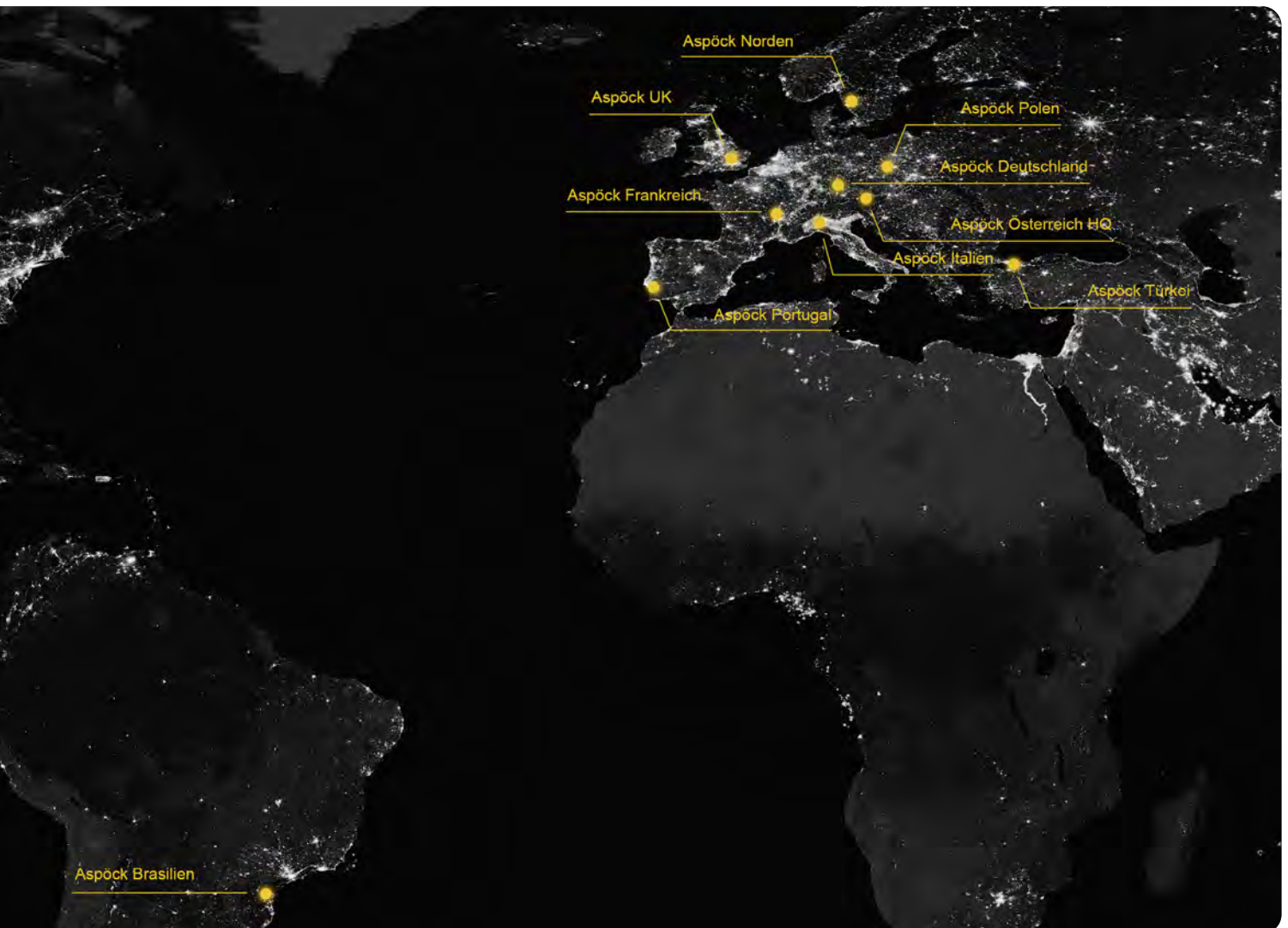
Aspöck Systems GmbH



## Subsidiaries.

A perfectly organised sales and service network throughout Europe guarantees short delivery times and a high degree of technical expertise. Many of the sales and service centres are our own subsidiaries, or those of sales partners.

[Click here for the video >>](#)



# Milestones

'77

Aspöck company founded as manufacturer of lighting systems for agricultural vehicles.

'81

First production workshop opens in Peuerbach

'82

First Aspöck connector system developed;

new customers: car trailer manufacturers

'88

Formation of Aspöck Germany

'91

New customers: caravan manufacturers

'92

New customers: truck trailer manufacturers

New customers: car manufacturers

'06

New customers: motorcycle manufacturers  
Take-over Fabrilcar

'07

Renaming Fabrilcar as Aspöck Portugal

'08

Implementing of the fully automated high rack ware-house in Peuerbach

'09

Extension of the manufacturing base location: Portugal

'11

Formation of Aspöck Poland

'12

„Europoint III“  
The first lamp with a „Light Guide“ for trailers

Formation of Aspöck Turkiye

'13



'96

First Aspöck „Multipoint“ light produced

'97

New customers: bicycle carrier rack manufacturers

'99

Formation of Aspöck Iberica and

'01

Formation of Aspöck UK

Formation of Aspöck France

Formation of Aspöck do Brasil

'03

Partnership PAGG Aspöck

'04

Introduce moulding technology to connector systems

'05

Formation of Aspöck Norden

New customers: truck manufacturers

Extension of the manufacturing base location: Portugal

'15

Opening of new manufacturing base location: Poland

'16

New building for office and logistics location: France

'17

New building location: Peuerbach

New tail light: ECOLED II

Aspöck LumEU - LED-Stripes for the non-automotive sector

'18

AgriLED I & AgriLED II first Aspöck rear lamps especially for the agricultural market

'20

Expansion of goods receiving and picking warehouse location: Peuerbach

'22


# The System

## DC System (double click)

- Useable for all types of one-function-lights
- Absolutely water tight through silicon seal on each conductor



### Usage:



Put the flat-cable (2 x 0.75 mm<sup>2</sup>) in to the DC connector and press them by hand together.



Press together with level 1 of the DC-tool/plier „ASPÖCK“.



Repeat this process for the second connection on level 2 of the DC tool.

Please notice the two various „click-levels“ of the DC-tool/plier.

## ARTICLE LIST



### DESCRIPTION

DC tool/plier „Aspöck“

### ORDER NUMBER

10-0100-537



conductor rail DC appr. 5000 m on cable drum  
 conductor rail DC 100 m on coil  
 conductor rail DC 200 m on coil  
 conductor rail DC 25 m loose

17-7200-007

17-7200-067

17-7200-077

17-7200-057



DC end caps (fixation with cable tie)

15-5974-007

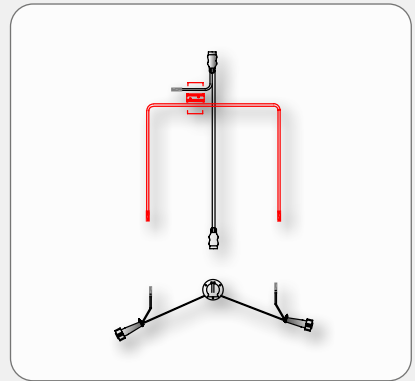
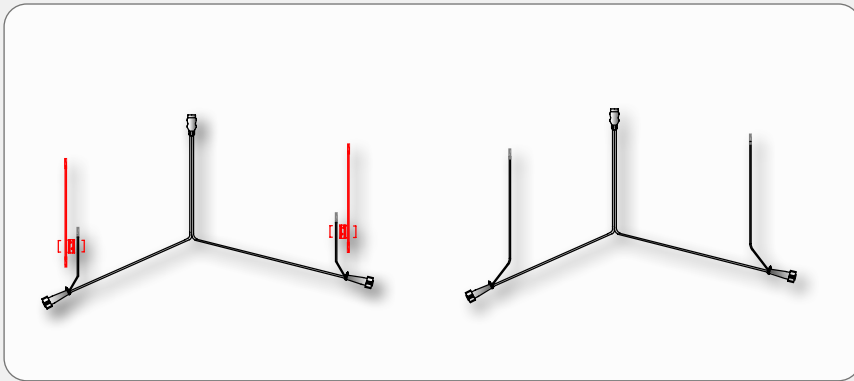
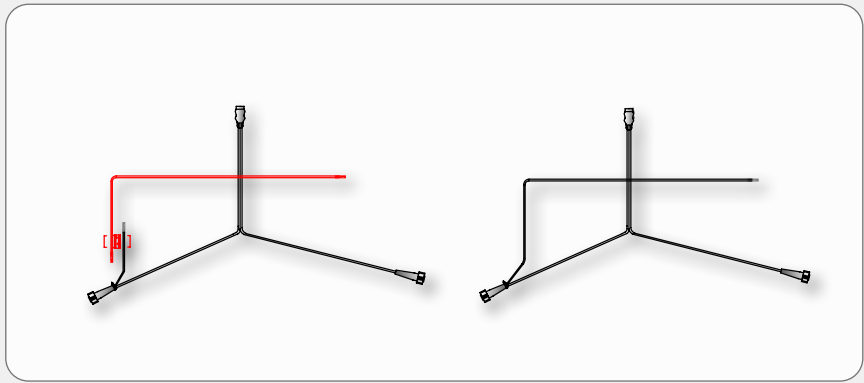
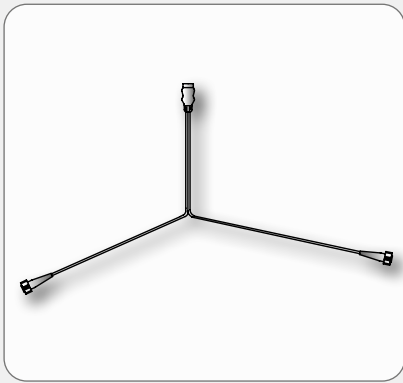



DC connector inkl. cover

15-5976-017



Example for DC wiring:





## Press & Ready System (P&R)

- Useable for all types of one-function-lights
- Absolutely water tight through silicon seal on each conductor



Put the flatcable (2 x 1.5 mm<sup>2</sup>) into the P&R connector. Put on the P&R cover.



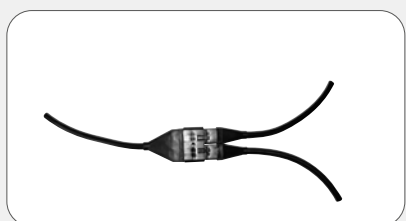
Press together with the „ASPÖCK“ tool/plier – ready.

Details on request.

Here ist the video tutorial >>

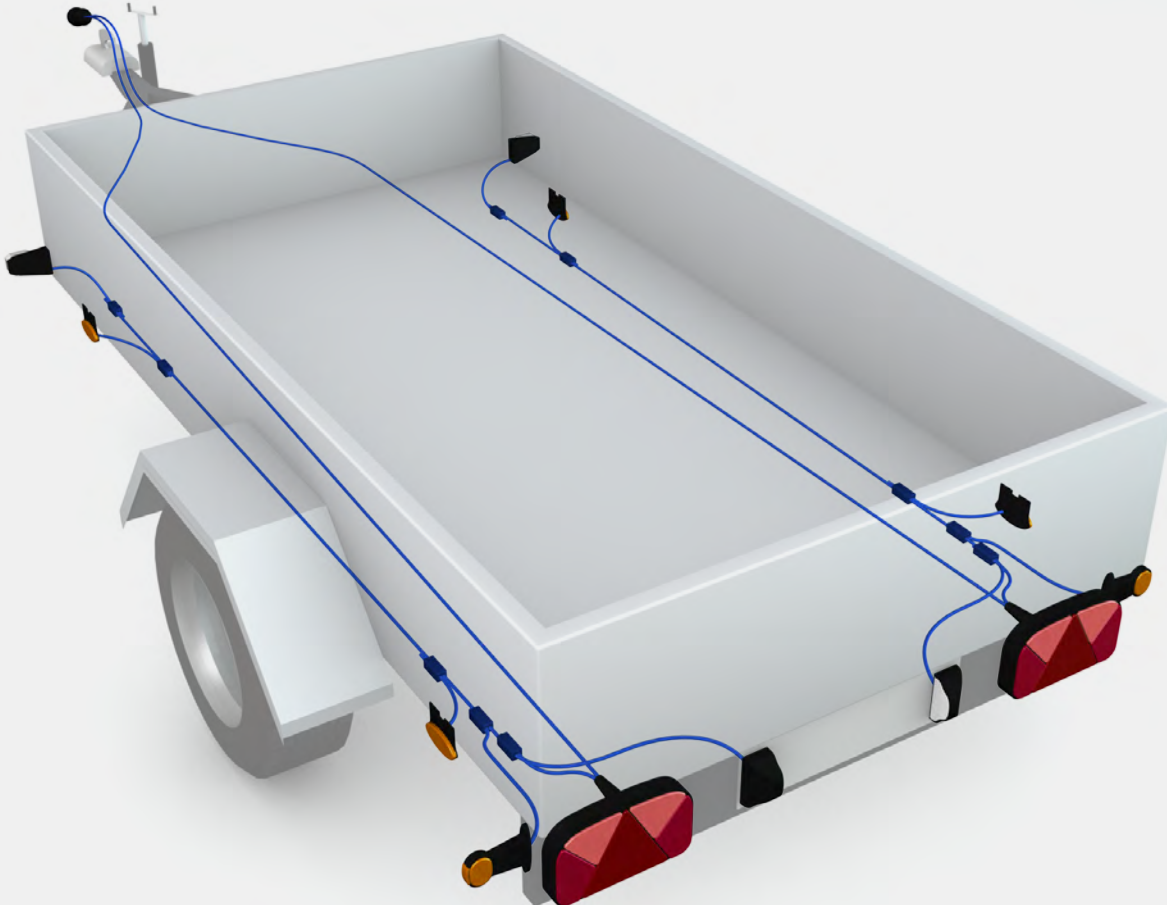


## Connector-System



Details on request.

# Legal Installation Regulations for Trailers in Accordance with ECE Regulation No R-48



## FRONT

### 1. Front end-outline marker lamp\*

Installation:	Mandatory for trailers > 2.1 m wide, Permitted for trailers > 1.8 m to < 2.1 m wide.
Number:	2
Colour:	White
Installation height:	As high as possible.
Spacing:	Mount as far apart as possible to a max. of 400 mm from the furthest point of the vehicle's width.
Geom. angle of visibility:	Horizontally 80° outwards, vertically 5° above and 20° below the horizontal.
Other regulations:	Any front position (side) lamp or reflex reflector may be installed. Additional reflex reflectors are permissible.

\*End-outline marker lamps: special regulation for trailers with canopy: On a trailer with a canopy the end-outline marker lamp can only be installed at the bottom. The front white and rear red end-outline marker lamps may be installed in a single lamp provided the installation regulations and angles of visibility are complied with.

## 2. Front reflex reflector

<b>Installation:</b>	Mandatory for all trailers.
<b>Number:</b>	2
<b>Colour:</b>	White
<b>Shape:</b>	Not triangular
<b>Installation height:</b>	At least 250 mm, 900 mm max. (exception: 1.500 mm).
<b>Spacing:</b>	There should be a max. of 150 mm and a min. of 600 mm between both reflectors, but at least 400 mm for vehicles with a width of < 1.300 mm.
<b>Geom. angle of visibility:</b>	Horizontally 10° inwards and 30° outwards, vertically ± 10°, but 5° downwards if installation height is < 750 mm.
<b>Other regulations:</b>	The illuminating surface of the reflex reflector may be incorporated in the front position (side) lamp. The installation height of the reflector must be taken into account.

## 3. Front position (side) lamp

<b>Installation:</b>	Mandatory for trailers > 1.6 m wide, permitted for trailers ≤ 1.6 m wide.
<b>Number:</b>	2
<b>Colour:</b>	White
<b>Installation height:</b>	At least 350 mm, 1.500 mm max. (exception: 2,100 mm on trailers of the categories O1 and O2 only or on other trailers where a max. of 1.500 mm is not possible).
<b>Spacing:</b>	A max. of 150 mm from the furthest point of the vehicle's width, with a min. of 600 mm between both front position lamps, but of at least 400 mm on vehicles with a width of < 1.300 mm.
<b>Geom. angle of visibility:</b>	Horizontally 5° inwards and 80° outwards. Vertically ± 15°, but also 5° downward if installation height is < 750 mm.
<b>Other regulations:</b>	The illuminating surface of the reflex reflector may be incorporated in the front position (side) lamp. The installation height of the reflector must be taken into account.

# SIDE

## 4. Side reflex reflector

<b>Installation:</b>	Mandatory for all trailers.
<b>Number:</b>	At least one in the middle third.
<b>Colour:</b>	Yellow
<b>Installation height:</b>	At least 250 mm, 900 mm max. (exception: 1.500 mm).
<b>Spacing:</b>	No more than 3 m from front (including drawbar); no more than 1 m from rear, no more than 3 m between each reflector (exception: 4 m).
<b>Geom. angle of visibility:</b>	Horizontally ± 45°, vertically ± 10°, but 5° downwards if installation height is < 750 mm.
<b>Other regulations:</b>	The illuminating surface of the reflex reflector may be incorporated in the side-marker lamp. The max. installation height of the reflector must be taken into account.

## 5. Side-marker lamp

<b>Installation:</b>	Mandatory for trailers > 6 m long, permitted for trailers < 6 m long.
<b>Number:</b>	At least one in the middle third.
<b>Colour:</b>	Yellow in front, yellow at rear (red also possible in combination with the rear light).
<b>Installation height:</b>	No more than 3 m from front (including drawbar), no more than 1 m from rear, no more than 3 m between each side-marker lamp (exception: 4 m).
<b>Geom. angle of visibility:</b>	Horizontally ± 45°, vertically ± 10°, but 5° downwards if installation height is < 750 mm .
<b>Other regulations:</b>	The illuminating surface of the reflex reflector may be incorporated in the side-marker lamp. The max. installation height of the reflector must be taken into account.

Note: side-marker lamp: intensity of light emitted at least 4cd = for trailers of every category



## REAR

### 6. Direction indicator lamps

<b>Installation:</b>	Mandatory for all trailers, category 2a or 2b.
<b>Number:</b>	2
<b>Colour:</b>	Yellow
<b>Installation height:</b>	At least 350 mm, 1.500 mm max. (exception: 2.100 mm only if no two additional direction indicator lamps have been installed). Installation height of additional direction indicator lamps: at least 600 mm above the mandatory direction indicator lamps.
<b>Spacing:</b>	No more than 400 mm from the furthest point of the vehicle's width. This does not apply to the additional direction indicator lamps. There should be at least 600 mm between the two direction indicator lamps, but at least 400 mm on vehicles < 1.300 mm wide.
<b>Geom. angle of visibility:</b>	Horizontally 45° inwards to 80° outwards, vertically $\pm 15^\circ$ , but also 5° downwards if installation height is < 750 mm.
<b>Other regulations:</b>	Installation of two additional direction indicator lamps (2a or 2b) is permitted on all trailers in the categories O <sub>2</sub> , O <sub>3</sub> and O <sub>4</sub> .

**Note:**  
 Category 2a: one level of intensity = intensity at least 50 cd  
 Category 2b: two levels of intensity = intensity by day at least 175 cd  
 intensity by night at least 40 cd

### 7. Rear tail lamp

<b>Installation:</b>	Mandatory for all trailers.
<b>Number:</b>	2
<b>Colour:</b>	Red
<b>Installation height:</b>	At least 350 mm, 1.500 mm max. (exception: 2.100 mm only if no two additional rear lamps have been installed). Installation height of the additional rear lamps: at least 600 mm above the mandatory rear lamps.
<b>Spacing:</b>	A max. of 400 mm from the furthest point of the vehicle's width. This does not apply to the additional rear lamps. There must be at least 600 mm between the two rear lamps, but at least 400 mm if the vehicle is < 1.300 mm wide.
<b>Geom. angle of visibility:</b>	Horizontally 45° inwards to 80° outwards, vertically $\pm 15^\circ$ , but also 5° downwards if installation height is < 750 mm.
<b>Other regulations:</b>	Unless end-outline marker lamps are installed, two additional rear end-outline lamps may be installed on all trailers of the categories O <sub>2</sub> , O <sub>3</sub> and O <sub>4</sub> .

**Note:**  
 Category S1: one level of intensity = intensity at least 60 cd  
 Category S2: two levels of intensity = intensity by day at least 130 cd  
 intensity by night at least 30 cd

### 8. Stop lamp

<b>Installation:</b>	Mandatory for all trailers, category S1 or S2.
<b>Number:</b>	2 unless category S3 stop lamps have been installed, two additional stop lamps of the category S1 or S2 may be installed on vehicles of the categories O <sub>2</sub> , O <sub>3</sub> and O <sub>4</sub> .
<b>Colour:</b>	Red
<b>Installation height:</b>	At least 350 mm, 1.500 mm max. (exception: 2.100 mm only if no two additional stop lamps have been installed). Installation height of the additional stop lamps: at least 600 mm above the mandatory stop lamps.
<b>Spacing:</b>	On all trailers at least 600 mm between the two stop lamps, but at least 400 mm if the vehicle is < 1.300 mm wide.
<b>Geom. angle of visibility:</b>	Horizontally $\pm 45^\circ$ , vertically $\pm 15^\circ$ , but also 5° downwards if the installation height is < 750 mm.
<b>Other regulations:</b>	The distance between the S1 or S2 stop lamp and the rear fog lamp must be > 100 mm.

**Note:**  
 Category S1: one level of intensity = intensity at least 60 cd  
 Category S2: two levels of intensity = intensity by day at least 130 cd  
 intensity by night at least 30 cd

## 9. Reversing light

<b>Installation:</b>	Mandatory for all trailers of vehicle categories O <sub>2</sub> , O <sub>3</sub> and O <sub>4</sub> , permissible for trailers of vehicle category O <sub>1</sub>
<b>Number:</b>	1 light is mandatory, a second permissible on trailers < 6 m long. 2 lights mandatory on vehicles > 6 m long, and 2 additional reversing lights permissible on all other trailers.
<b>Colour:</b>	White
<b>Installation height:</b>	At least 250 mm, 1.200 mm max.
<b>Spacing:</b>	No regulations apply
<b>Geom. angle of visibility:</b>	1 light: horizontally ± 45°. 2 lights: horizontally 30° inwards to 45° outwards. Vertically 15° upwards to 5° downwards.
<b>Other regulations:</b>	Installation of additional reversing lights on the vehicle is possible at the rear or on the sides.

Note: The transitional provisions stipulate that new types of trailer (O<sub>2</sub>, O<sub>3</sub> and O<sub>4</sub>) newly registered from July 2006 must have  
 1 reversing light if they are < 6.000 mm long, and  
 2 reversing lights if they are > 6.000 mm long.

## 10. Rear fog lamp

<b>Installation:</b>	Mandatory for all trailers.
<b>Number:</b>	1 or 2
<b>Colour:</b>	Red
<b>Installation height:</b>	At least 250 mm, 1.000 mm max.
<b>Spacing:</b>	No regulations apply.
<b>General regulations for installation:</b>	In the case of 1 rear fog lamp: left of centre for left-hand drive vehicles, right of centre for right-hand drive vehicles. Centre installation permissible.
<b>Geom. angle of visibility:</b>	Horizontally ± 25°, vertically ± 5°.
<b>Circuit-closed tell-tale:</b>	Mandatory. An independent, non-flashing tell-tale.
<b>Other regulations:</b>	Distance from the stop lamp must be > 100 mm.

## 11. End-outline marker lamp \*

<b>Installation:</b>	Mandatory for trailers > 2.1 m wide. Permissible for trailers > 1.8 m to 2.1 m wide.
<b>Number:</b>	2
<b>Colour:</b>	Red
<b>Installation height:</b>	As high as possible.
<b>Spacing:</b>	As near the widest point of the vehicle as possible, a max. of 400 mm from the furthest point of the vehicle's width.
<b>Geom. angle of visibility:</b>	Horizontally 80° outwards. Vertically 5° above and 20° below the horizontal.
<b>Other regulations:</b>	The rear red and front white end-outline marker lamps may be installed in a single lamp provided the installation regulations and angles of visibility are complied with. The distance between the end-outline marker lamp and the rear lamp must be at least 200 mm. Any rear light or rear reflex reflector may be used. Additional reflectors are permitted.

\*End-outline marker lamps: special regulation for trailers with canopy:

On a trailer with a canopy the end-outline marker lamp can only be installed at the bottom. The front white and rear red end-outline marker lamps may be installed in a single lamp provided the installation regulations and angles of visibility are complied with.

## 12. Rear reflex reflector

<b>Installation:</b>	Mandatory for all trailers.
<b>Number:</b>	2
<b>Colour:</b>	Red
<b>Shape:</b>	Triangular
<b>Alignment:</b>	The tip of the triangle must point upwards.
<b>Installation height:</b>	At least 350 mm, 900 mm max. (exception: 1.500 mm).
<b>Spacing:</b>	No more than 400 mm from the furthest point of the vehicle's width, with at least 600 mm between both reflectors, but at least 400 mm if the vehicle is < 1.300 mm wide.
<b>Geom. angle of visibility:</b>	Horizontally $\pm 30^\circ$ . Vertically $\pm 15^\circ$ , but $5^\circ$ downwards if the installation height is < 750 mm.
<b>Other regulations:</b>	A rear light with an incorporated rectangular reflex reflector is permitted on trailers. Additional reflex reflectors are permitted.

## 13. Registration plate lamp

<b>Installation:</b>	Mandatory for all trailers.
<b>Number:</b>	1 or more
<b>Colour:</b>	White
<b>Installation height:</b>	At least 350 mm to bottom edge triangle, max. 900 mm to top triangle (exception: 1.500 mm)
<b>Position:</b>	Central or on the left (or right on right-hand drive vehicles).

## 14. High-mounted stop lamp

<b>Installation:</b>	Permitted on all trailers, category S3.
<b>Number:</b>	1 piece. If the vehicle's median longitudinal plane does not pass through a solid rear panel but is, for instance, divided by doors leaving no room for an S3 stop lamp, it is permissible for two S3 stop lamps of the stop lamp type „D“ or for one S3 stop lamp to be installed to the left or the right of the vehicle's median longitudinal plane.
<b>Colour:</b>	Red
<b>Installation height:</b>	At least 350 mm, 1.500 mm max. (exception: 2.100 mm only if no two additional rear lamps have been installed). Installation height of the additional rear lamps: at least 600 mm above the mandatory rear lamps.
<b>Spacing:</b>	The point of reference must be the in the trailer's median longitudinal plane. If two S3 stop lamps have been installed each one must be installed as near as possible to the median longitudinal plane. If only one S3 stop lamp is installed next to the median longitudinal plane the distance must be no greater 150 mm.
<b>Geom. angle of visibility:</b>	Horizontally $\pm 10^\circ$ Vertically $10^\circ$ above and $5^\circ$ below the horizontal.

Notes: Category S3 high-mounted stop lamp = intensity of light emitted at least 25 cd, 80cd max.  
Category S3 type „D“ twin lamp = intensity of light emitted at least 25 cd, 55cd max.



# 12V Lamps



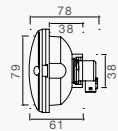
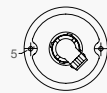
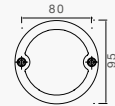




# 12V LAMPS REAR LAMPS

## ROUNDPOINT SINGLE RESP. DOUBLE FUNCTION LAMP IN CLEAR GLASS DESIGN

### 2 PIN CONNECTION, BULBS INCLUDED



#### DESCRIPTION

direction indicator, orange

stop light, red  
tail light, red  
fog, red

reverse, white

#### PART NO

21-7500-007

21-7501-007

21-7505-007

27-7500-007

28-7500-007

### 3 PIN CONNECTION, BULBS INCLUDED



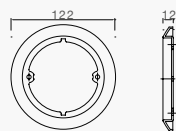
#### DESCRIPTION

tail light + stop, red

#### PART NO

21-7502-007

### SPARE PARTS AND ACCESSORIES



#### DESCRIPTION

decoring chrome  
decoring red  
decoring orange

O-ring, self adhesive

bulb 12V / 21W, BA15s  
(direction indicator, reverse, fog)

bulb 12V / 5W, BA15s  
(tail light)

bulb 12V / 21/5W, BAY15d  
(tail light, stop light)

#### PART NO

15-5200-007

15-5200-017

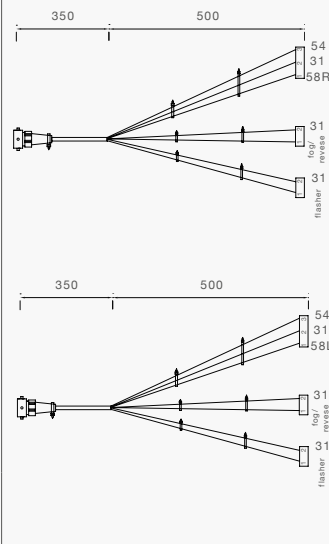
15-5200-027

15-5111-207

16-6121-017

16-6105-017

16-6122-017



**DESCRIPTION**

2 pin connector female for Roundpoint including contacts and single wire isolation in plastic bag

3 pin connector female for Roundpoint including contacts and single wire isolation in plastic bag

right adapter, 5 pin bayonet on connection for Roundpoint (reverse or fog, rear-stop light, direction lamp)

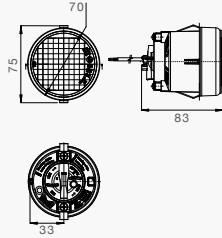
left adapter, 5 pin bayonet on connection for Roundpoint (reverse or fog, rear-stop light, direction lamp)

PART NO
13-3081-014
13-3082-014
66-1563-007
66-1564-007

# 12V LAMPS REAR LAMPS

## ROUNDPOINT II SINGLE RESP. DOUBLE FUNCTION LAMP

### 2 PIN WIRED, BULB INCLUDED



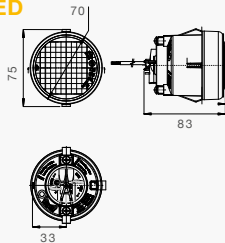
#### DESCRIPTION

direction indicator, orange  
1.8 m open ended cable  
fog, red, 1.8 m open ended  
cable  
reverse, white, 1.8 m open  
ended cable

#### PART NO

31-7600-007  
37-7600-007  
38-7600-007

### 3 PIN WIRED, BULB INCLUDED



#### DESCRIPTION

tail light + stop, red 1.8 m  
open ended cable

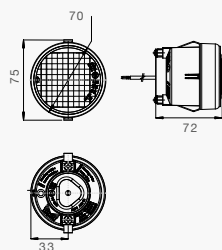
#### PART NO

32-7600-007

## ROUNDPOINT II LED SINGLE RESP. DOUBLE FUNCTION LAMP



### 2 PIN WIRED



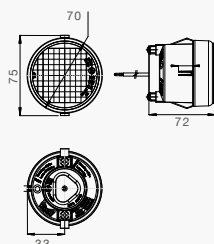
#### DESCRIPTION

direction indicator, orange  
1.8 m cable open ended  
cable  
fog, red, 1.8 m open ended  
cable  
reverse, white, 1.8 m open  
ended cable

#### PART NO

31-7600-707  
37-7600-707  
38-7600-707

### 3 PIN WIRED



#### DESCRIPTION

tail light + stop, red 1.8 m  
open ended cable

#### PART NO

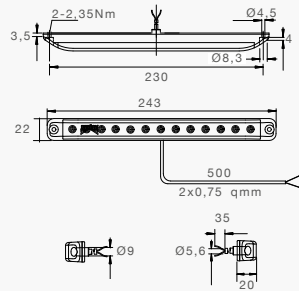
32-7600-707



**LINEPOINT I SINGLE RESP. DOUBLE FUNCTION LAMP**



**2 PIN WIRED**



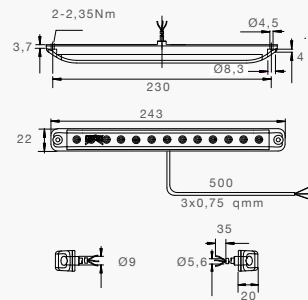
**DESCRIPTION**

- direction indicator 0.5 m open ended cable
- fog lamp 0.5 m open ended cable
- reversing lamp 0.5 m open ended cable
- 3rd stop lamp 0.5 m open ended cable

**PART NO**

- 31-9221-007
- 37-9220-007
- 38-9220-007
- 31-8920-007

**3 PIN WIRED**



**DESCRIPTION**

- tail + stop lamp
- 0.5 m open ended cable

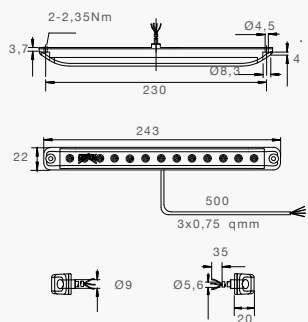
**PART NO**

- 31-9220-007

**LINEPOINT I TAIL-STOP-DIRECTION INDICATOR-LAMP**



**4 PIN WIRED**



**DESCRIPTION**

- tail, stop, DI lamp
- 0.5 m open ended cable
- tail, stop, DI lamp
- 5 m open ended cable

**PART NO**

- 33-8914-007
- 33-8914-017

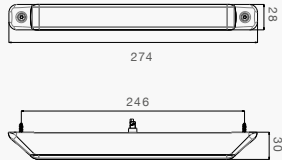
# 12V LAMPS REAR LAMPS

## LINEPOINT II SINGLE RESP. DOUBLE FUNCTION LAMP



IP6K9K

### 2 PIN WIRED



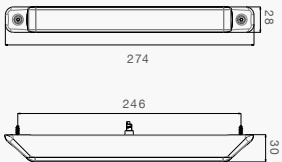
### DESCRIPTION

direction indicator, 0.5 m open ended cable, 360° homologation  
 „progressive direction indicator“ left 0.5 m open ended cable  
 „progressive direction indicator“ right 0.5 m open ended cable  
 fog, 0.5 m open ended cable, 360° homologation  
 reverse, 0.5 m cable open ended cable, vertical  
 reverse, 0.5 m cable open ended cable, horizontal

### PART NO

31-9231-007  
 31-9231-207  
 31-9231-217  
 37-9230-007  
 38-9230-007  
 38-9231-007

### 3 PIN WIRED



### DESCRIPTION

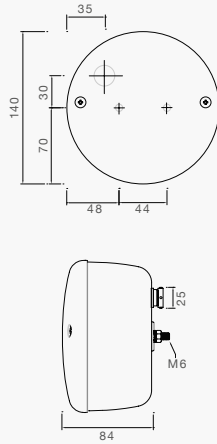
tail light + stop, 0.5 m open ended cable  
 360° homologation

### PART NO

31-9230-007

### 3-CHAMBER LIGHT ASPÖCK SINGLE RESP. TRIPLE FUNCTION LAMP

5 PIN BAYONET CONNECTION, INCLUDING BULBS



#### DESCRIPTION

rear light + stop light +  
direction indicator

fog

reverse

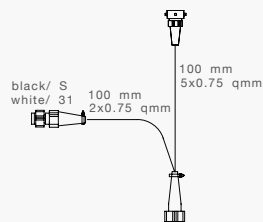

#### PART NO

23-8200-507

27-8000-517

28-8001-517

### SPARE PARTS AND ACCESSORIES



#### DESCRIPTION

lens + screws for 3  
chamber light

lens + screws for  
fog lamp

lens + screws for  
reversing lamp

adapter for standard main  
cable with 5 pin bayonet (2 x  
5 pin bayonet with connection  
for fog and reverse)

bulb 12V / 21W, BA15s  
(fog, reverse, stop light and  
direction indicator)

bulb 12V / 5W, BA15s  
(tail light)

#### PART NO

18-8382-107

18-8780-107

18-8880-107

66-5041-007

16-6121-017

16-6105-017

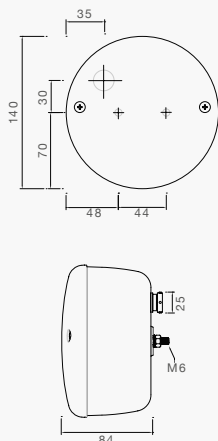
# 12V LAMPS REAR LAMPS

## \* 3-CHAMBER LIGHT ASPÖCK LED

SINGLE RESP. TRIPLE FUNCTION LAMP  
IN CLEAR GLASS DESIGN



### 5 PIN BAYONET CONNECTION



### DESCRIPTION

2x rear light, 2x stop light  
and direction indicator

fog

reverse

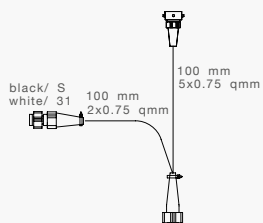
### PART NO

23-8400-787

27-8400-717

28-8400-717

### SPARE PARTS AND ACCESSORIES



### DESCRIPTION

adapter for standard main  
cable with 5 pin bayonet (2 x  
5 pin bayonet with connection  
for fog and reverse)

solution for electronic troubles

### PART NO

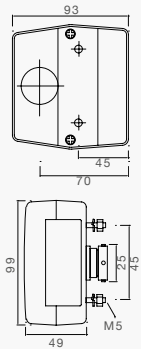
66-5041-007

see page 144

\* please notice the general advice at page 146

## MINIPOINT TAIL, STOP AND DIRECTION INDICATOR

### 5 PIN BAYONET CONNECTOR, BULBS INCLUDED



#### DESCRIPTION

left / right  
left / right + number plate light

#### PART NO

23-0200-507  
23-0300-507

### GROMMET VERSION, WITHOUT BULBS



#### DESCRIPTION

left/right  
left/right + number plate light  
left/right + number plate light  
+ number plate light insert  
loose in black

#### PART NO

23-0200-007  
23-0300-007  
23-0300-037

### SPARE PARTS AND ACCESSORIES



#### DESCRIPTION

lens including number plate  
light insert in black and white  
and screws

protection cover

lens screws

bulb 12V / 21W, BA15s  
(stop light, direction indicator)

festoon, 12V / 5W, SV8.5-8  
(tail light + number plate light)

#### PART NO

18-8300-007

15-5206-007

14-0325-007

16-6121-017

16-6605-017

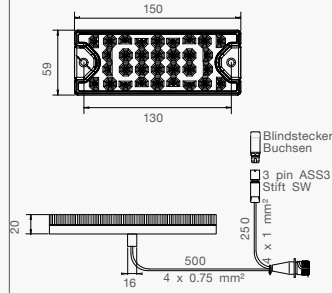


# 12V LAMPS REAR LAMPS



## MINILED II INDICATOR-STOP-TAIL-FOG-REVERSE LAMP

### INDICATOR-STOP-TAIL LAMP



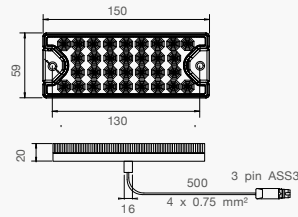
#### DESCRIPTION

- 0.5 m with open ended cable
- 5 m with open ended cable
- 0.5 m with 7 pin ASS2 + 0.25 m 3 pin ASS3 left
- 0.5 m with 7 pin ASS2 + 0.25 m 3 pin ASS3 right
- 0.5 m with 8 pin bayonet + 0.25 m 3 pin ASS3
- 0.5 m with 5 pin bayonet + 0.25 m 3 pin ASS3

#### PART NO

- 33-7200-007
- 33-7200-017
- 33-7207-047
- 33-7207-057
- 33-7207-517
- 33-7207-507

### FOG-REVERSE LAMP



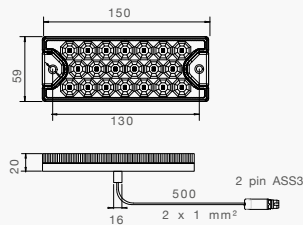
#### DESCRIPTION

- 0.5 m with open ended cable
- 0.5 m with 3 pin ASS3

#### PART NO

- 32-7200-007
- 32-7207-007

### REVERSE LAMP



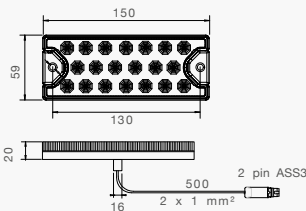
#### DESCRIPTION

- 0.5 m with open ended cable
- 0.5 m with 2 pin ASS3

#### PART NO

- 38-7200-007
- 38-7207-007

### FOG LAMP



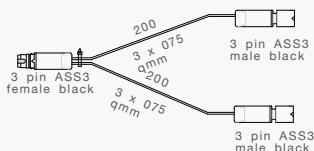
#### DESCRIPTION

- 0.5 m with open ended cable
- 0.5 m with 2 pin ASS3

#### PART NO

- 37-7200-007
- 37-7207-007

### SPARE PARTS AND ACCESSORIES



#### DESCRIPTION

Y-cable cable 3 pin ASS3

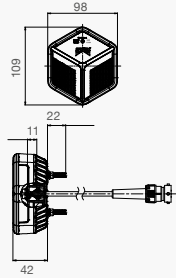
#### PART NO

- 65-6502-017



## MINILED III INDICATOR-STOP-TAIL-LAMP

### 5 PIN BAYONET CONNECTION



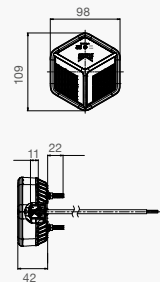
#### DESCRIPTION

left/right with LCG  
 left/right +  
 Number plate lamp with LCG  
 left/right ⚠  
 left/right +  
 Number plate lamp ⚠

#### PART NO

33-7234-007  
 33-7234-017  
 33-7234-077  
 33-7234-087

### 0,5m WITH OPEN ENDED CABLE



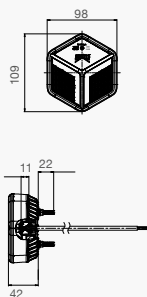
#### DESCRIPTION

left/right with LCG  
 left/right +  
 Number plate lamp with LCG  
 left/right ⚠  
 left/right +  
 Number plate lamp ⚠


#### PART NO

33-7234-027  
 33-7234-037  
 33-7234-057  
 33-7234-067

### 0,5m WITH OPEN ENDED CABLE DI-ID



#### DESCRIPTION

left/right with DI-ID  ⚠  
 (direction indicator control  
 pulse)

#### PART NO

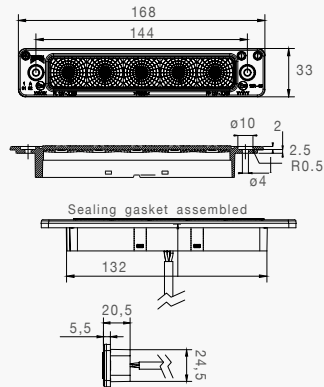
33-7234-047

# 12V LAMPS REAR LAMPS



## POSIPOINT IV DOUBLE RESP. TRIPLE FUNCTION LAMP

### TAIL-STOP-DIRECTION INDICATOR

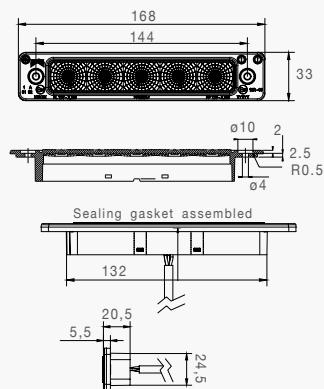


#### DESCRIPTION

0.5 m with open ended cable  
grey sealing

**PART NO**  
33-7344-017

### FOG & REVERSE LAMP

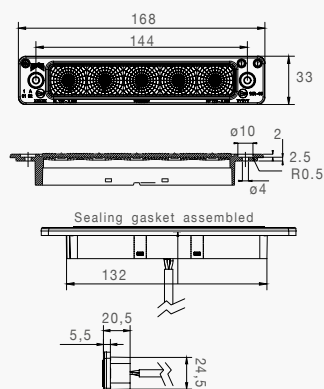


#### DESCRIPTION

0.5 m with open ended cable  
grey sealing

**PART NO**  
32-7344-017

### DIRECTION INDICATOR & FRONT POSITION LAMP



#### DESCRIPTION

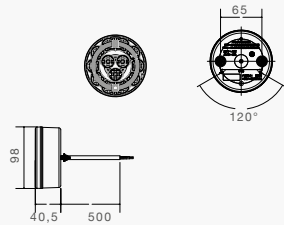
0.1 m with LEAR connector  
black sealing

**PART NO**  
32-7344-027

**BRASPOINT 98 MM**



**TAIL, STOP AND DIRECTION INDICATOR**



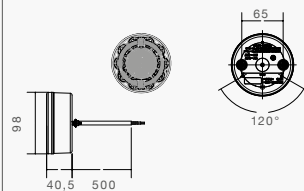
**DESCRIPTION**

0.5 m with open ended cable  
 0.5 m with 5 pin bayonet  
 0.5 m with 8 pin bayonet  
 + 0.25 m with 8 pin bayonet

**PART NO**

33-9200-007  
 33-9200-507  
 33-9200-517

**TAIL, FOG AND REVERSE LAMP HORIZONTAL**



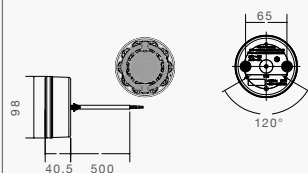
**DESCRIPTION**

0.5 m with open ended cable  
 0.5 m with 8 pin bayonet

**PART NO**

33-8100-107  
 33-8100-607

**TAIL, FOG AND REVERSE LAMP VERTICAL**



**DESCRIPTION**

0.5 m with open ended cable  
 0.5 m with 8 pin bayonet

**PART NO**

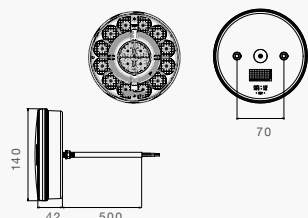
33-8100-007  
 33-8100-507

# 12V LAMPS REAR LAMPS

## BRASPOINT 140 MM



### TAIL, STOP AND DIRECTION INDICATOR



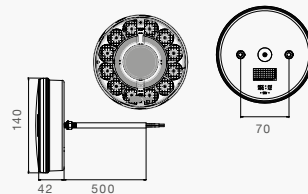
#### DESCRIPTION

0.5 m with open ended cable  
 0.5 m with 5 pin bayonet  
 0.5 m with 8 pin bayonet  
 + 0.25 m with 8 pin bayonet

#### PART NO

33-9200-207  
 33-9200-707  
 33-9200-717

### TAIL, FOG AND REVERSE LAMP



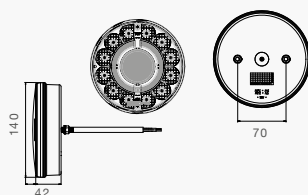
#### DESCRIPTION

0.5 m with open ended cable  
 0.5 m with 8 pin bayonet

#### PART NO

33-8100-207  
 33-8100-707

### TAIL AND STOP LAMP



#### DESCRIPTION

0,5 m with open ended cable

#### PART NO

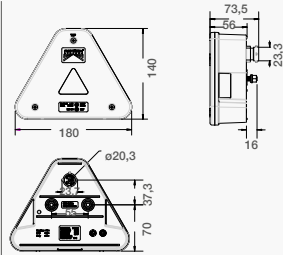
33-9200-307





**AGRIPOINT TAIL, STOP AND DIRECTION INDICATOR**

**HYBRID-VERSION (INDICATOR = BULB)  
5 PIN BAYONET CONNECTOR**



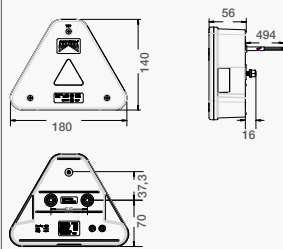
**DESCRIPTION**

left / right without  
number plate light  
left / right + number plate light  
below

**PART NO**

23-4004-507  
23-4004-537

**0.5 M OPEN ENDED CABLE**



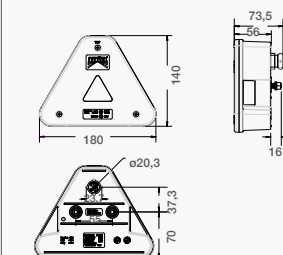
**DESCRIPTION**

left / right without  
number plate light  
left / right + number plate light  
below

**PART NO**

23-4004-007  
23-4004-037

**FULL LED  
5 PIN BAYONET CONNECTOR**



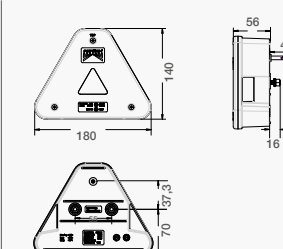
**DESCRIPTION**

left / right without  
number plate light  
left / right + number plate light  
below

**PART NO**

23-4000-507  
23-4000-537

**0.5 M OPEN ENDED CABLE**



**DESCRIPTION**

left / right without  
number plate light  
left / right + number plate light  
below

**PART NO**

23-4000-007  
23-4000-037

**YOUR BENEFIT!!!**

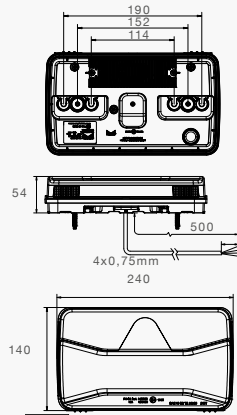
License plate position changeable. LP down -> left or right.

# 12V LAMPS REAR LAMPS



## AGRILED I TAIL, STOP, DIRECTION INDICATOR WITH TRIANGULAR REFLECTOR

### 0,5 m OPEN ENDED CABLE



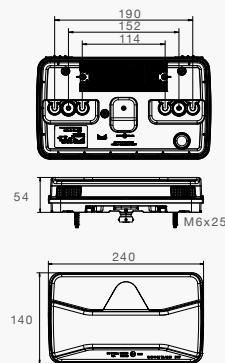
#### DESCRIPTION

left / right  
 left / right +  
 Number plate lamp below  
 left / right + LCG  
 left / right +  
 Number plate lamp below +  
 LCG

#### PART NO

33-4124-027  
 33-4124-037  
 33-4124-067  
 33-4124-077

### 5 PIN BAYONET CONNECTION



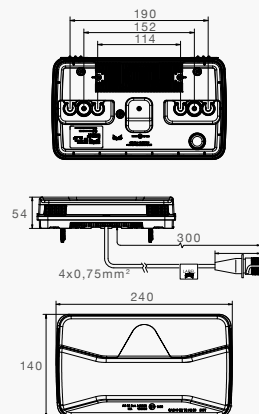
#### DESCRIPTION

left / right  
 left / right + Number plate lamp  
 below  
 left / right + LCG  
 left / right + Number plate lamp  
 below + LCG

#### PART NO

23-4124-027  
 23-4124-037  
 23-4124-067  
 23-4124-077

### 0,5M CABLE WITH 7 PIN ASS2



#### DESCRIPTION

left + Number plate lamp below  
 + LCG  
 right + LCG

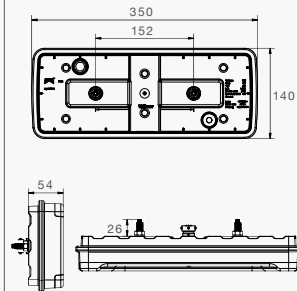
#### PART NO

33-4124-087  
 33-4124-097

**AGRILED II TAIL, STOP, DIRECTION INDICATOR WITH TRIANGULAR REFLECTOR**



**5 PIN BAYONET CONNECTION**



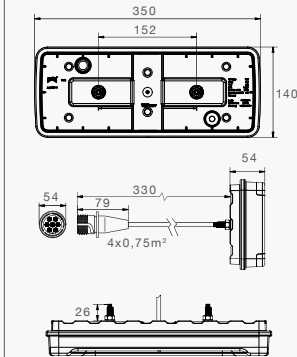
**DESCRIPTION**

left / right + LCG  
left / right + Number plate lamp  
below + LCG

**PART NO**

23-4124-217  
23-4124-237

**0,3M CABLE WITH 7 PIN ASS2**



**DESCRIPTION**

left + LCG  
left + Number plate lamp below  
+ LCG  
right + LCG  
right + Number plate lamp  
below + LCG

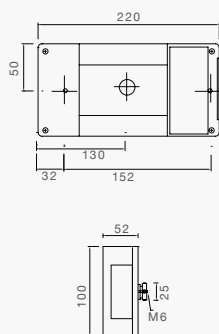
**PART NO**

33-4124-247  
33-4124-257  
33-4124-277  
33-4124-267

# 12V LAMPS REAR LAMPS

## MIDIPOINT I TAIL, STOP, DIRECTION INDICATOR AND NUMBER PLATE LIGHT

### 5 PIN BAYONET CONNECTION, BULBS INCLUDED



#### DESCRIPTION

left / right + fog  
 left / right + fog, number plate  
 light below  
 left / right  
 left / right + reverse

#### PART NO

24-6000-007  
 24-6002-507  
 24-6200-007  
 24-6210-007

### GROMMET VERSION, WITHOUT BULBS



#### DESCRIPTION

left / right + fog  
 left / right  
 left / right + reverse

#### PART NO

24-6000-157  
 24-6200-157  
 24-6210-167

### SPARE PARTS AND ACCESSORIES



#### DESCRIPTION

lens left / right  
 lens left / right + reverse  
 lens screws  
 bulb 12V / 21W, BA15s  
 (direction indicator, fog lamp,  
 reverse)  
 bulb 12V / 21/5W, BAY15d  
 (tail light + stop light)  
 festoon, 12V / 5W, SV8.5-8  
 (number plate light)

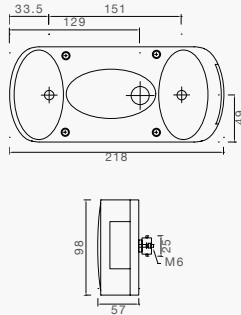
#### PART NO

18-8460-007  
 18-8462-107  
 14-2465-417  
 16-6121-017  
 16-6122-017  
 16-6605-017

**MIDIPOINT II TAIL, STOP, DIRECTION INDICATOR AND NUMBER PLATE LIGHT**



**5 PIN BAYONET CONNECTION, BULBS INCLUDED**



**DESCRIPTION**

left / right + fog  
left / right  
left / right + reverse

**PART NO**

24-3000-007  
24-3200-007  
24-3210-007

**GROMMET VERSION, WITHOUT BULBS**



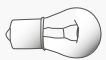
**DESCRIPTION**

left / right + fog  
left / right + reverse

**PART NO**

24-3000-157  
24-3200-167

**SPARE PARTS AND ACCESSORIES**



**DESCRIPTION**

lens left / right  
lens left / right + reverse

lens screws

bulb 12V / 21W, BA15s  
(direction indicator, fog,  
reverse)

bulb 12V / 21/5W, BAY15d  
(tail light + stop light)

festoon, 12V / 5W, SV8.5-8  
(number plate light)

**PART NO**

18-8430-007  
18-8432-107

14-0306-007

16-6121-017

16-6122-017

16-6605-017

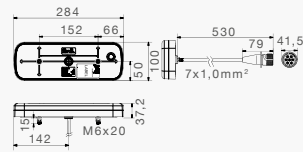


# 12V LAMPS REAR LAMPS

## MIDILED I MAX TAIL, STOP, DIRECTION INDICATOR, REVERSING, FOG LAMP



### 0,5m CABLE WITH 7 PIN ASS2 HORIZONTAL/VERTICAL MOUNTABLE



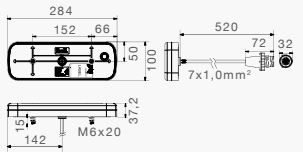
#### DESCRIPTION

left  
right

#### PART NO

35-2021-027  
35-2021-017

### 0,5m CABLE WITH 7 PIN AMP HORIZONTAL/VERTICAL MOUNTABLE



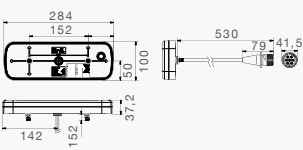
#### DESCRIPTION

left / right

#### PART NO

35-2021-037

### 0,5m CABLE 7 PIN ASS2 AND PROGRESSIVE INDICATOR (ONLY HORIZONTAL)



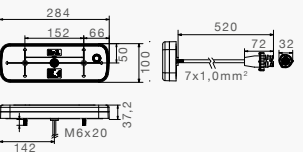
#### DESCRIPTION

left  
right

#### PART NO

35-2020-027  
35-2020-017

### 0,5m CABLE 7 PIN AMP AND PROGRESSIVE INDICATOR (ONLY HORIZONTAL)



#### DESCRIPTION

left / right

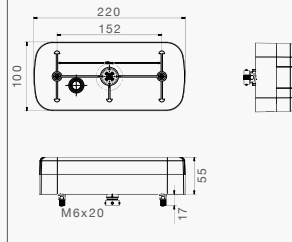
#### PART NO

35-2020-037

**MIDILED I TAIL, STOP, DIRECTION INDICATOR, REVERSING, FOG LAMP** 



**5 PIN BAYONET CONNECTION, HIGH AND PROGRESSIVE DI (ONLY HORIZONTAL)**



**BESCHREIBUNG**

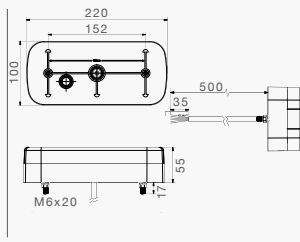
left / right + fog + number plate light  
left / right + reverse + number plate light

**PART NO**

24-3814-007

24-3814-017

**0,5 m OPEN ENDED CABLE, HIGH AND PROGRESSIVE INDICATOR (ONLY HORIZONTAL)**



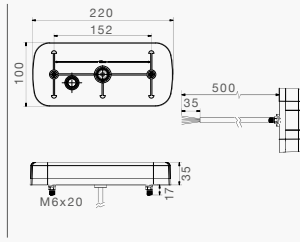
**BESCHREIBUNG**

left / right + number plate light

**PART NO**

34-3814-027

**0,5 m OPEN ENDED CABLE, FLAT AND PROGRESSIVE INDICATOR (ONLY HORIZONTAL)**



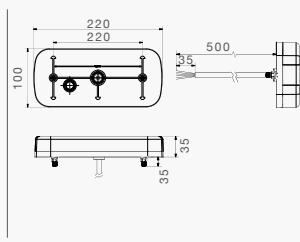
**BESCHREIBUNG**

left / right without number plate light

**PART NO**

34-3814-017

**0,5 m OPEN ENDED CABLE FLAT (VERTICAL)**



**BESCHREIBUNG**

left / right without number plate light

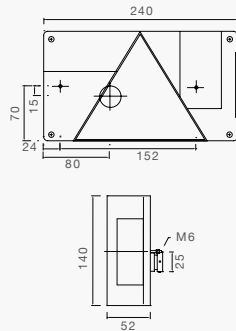
**PART NO**

34-3814-007

# 12V LAMPS REAR LAMPS

## MULTIPOINT I TAIL, STOP, DIRECTION INDICATOR, NUMBER PLATE LIGHT AND TRIANGLE REFLECTOR

5 PIN BAYONET CONNECTION, BULBS INCLUDED



### DESCRIPTION

left + fog  
left + reverse  
left  
right  
right + fog  
right + reverse

### PART NO

24-5000-007  
24-5000-037  
24-5005-507  
24-5200-007  
24-5205-507  
24-5210-007

## GROMMET VERSION, WITHOUT BULBS



### DESCRIPTION

left + fog  
right  
right + reverse

### PART NO

24-5000-157  
24-5200-157  
24-5210-167

## SPARE PARTS AND ACCESSORIES



### DESCRIPTION

lens left  
lens left + reverse  
lens right  
lens right + reverse

lens screws

bulb 12V / 21W, BA15s  
(direction indicator, fog,  
reverse)

bulb 12V / 21/5W, BAY15d  
(tail light + stop light)

festoon, 12V / 5W, SV8.5-8  
(number plate light)

### PART NO

18-8450-007  
18-8450-037  
18-8452-007  
18-8452-107

14-2465-417

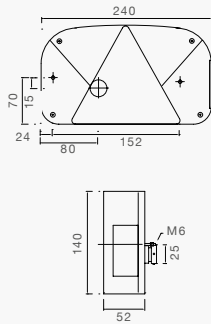
16-6121-017

16-6122-017

16-6605-017

**MULTIPOINT II TAIL, STOP, DIRECTION INDICATOR, NUMBER PLATE LIGHT AND TRIANGLE REFLECTOR**

**5 PIN BAYONET CONNECTION, BULBS INCLUDED**



**DESCRIPTION**

- left
- left + fog
- left + fog, NPL below
- right
- right, NPL below
- right + fog
- right + reverse
- right + reverse, NPL below
- right + fog, NPL below

**PART NO**

- 24-7000-507
- 24-7000-007
- 24-7000-207
- 24-7200-007
- 24-7200-207
- 24-7200-507
- 24-7210-007
- 24-7200-307
- 24-7225-007

**GROMMET VERSION, WITHOUT BULBS**



**DESCRIPTION**

- left + fog
- left + fog, number plate light below
- right
- right + reverse

**PART NO**

- 24-7000-157
- 24-7000-357
- 24-7200-157
- 24-7210-167

**SPARE PARTS AND ACCESSORIES**



**DESCRIPTION**

- lens including filter for direction indicator and fog
- lens screws
- bulb 12V / 21W, BA15s (fog, reverse)
- bulb 12V / 21W, BAU15s orange (direction indicator)
- bulb 12V / 21/5W, BAY15d (tail light + stop light)
- bulb 12V / 10W, BA15s (NPL on the side)
- festoon, 12V / 5W, SV8.5-8 (NPL below)

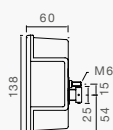
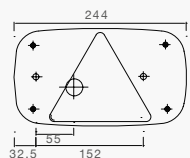
**PART NO**

- 18-8470-007
- 14-2465-417
- 16-6121-017
- 16-6121-107
- 16-6122-017
- 16-6110-017
- 16-6605-017



## MULTIPOINT III TAIL, STOP, DIRECTION INDICATOR, NUMBER PLATE LIGHT AND TRIANGLE REFLECTOR

5 PIN BAYONET CONNECTION, BULBS INCLUDED



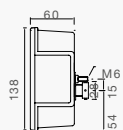
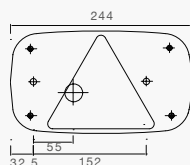
### DESCRIPTION

- left + fog
- left + fog + side marker lamp
- right
- right + fog
- right + reverse
- right + side marker lamp
- right + reverse + side marker lamp without number plate light

### PART NO

- 24-8000-007
- 24-8060-007
- 24-8200-007
- 24-8200-507
- 24-8210-007
- 24-8260-007
- 24-8262-007

8 PIN BAYONET CONNECTION, BULBS INCLUDED



### DESCRIPTION

- left + fog + reverse
- left + fog + reverse + side marker lamp
- right + fog + reverse
- right + fog + reverse + side marker lamp

### PART NO

- 24-8077-007
- 24-8070-007
- 24-8277-007
- 24-8271-007

SPARE PARTS AND ACCESSORIES



### DESCRIPTION

- lens including filter for direction indicator and fog
- lens screws
- bulb 12V / 21W, BA15s (direction indicator, fog, reverse)
- bulb 12V / 21/5W, BAY15d (tail light + stop light)
- festoon, 12V / 5W, SV8.5-8 (NPL, side marker lamp)

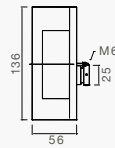
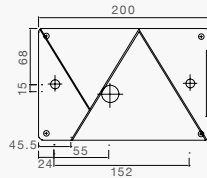
### PART NO

- 18-8480-007
- 14-2465-417
- 16-6121-017
- 16-6122-017
- 16-6605-017



**MULTIPOINT IV TAIL, STOP, DIRECTION INDICATOR, NUMBER PLATE LIGHT, AND TRIANGLE REFLECTOR**

**5 PIN BAYONET CONNECTION, BULBS INCLUDED**



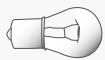
**DESCRIPTION**

left + fog  
left  
right  
right + fog  
right + reverse

**PART NO**

24-8400-007  
24-8400-507  
24-8600-007  
24-8600-507  
24-8610-007

**SPARE PARTS AND ACCESSORIES**



**DESCRIPTION**

lens left including filter for direction indicator and fog  
lens right including filter for direction indicator and fog

lens screws

bulb 12V / 21W, BA15s (direction indicator, fog, reverse)

bulb 12V / 21/5W, BAY15d (tail light + stop light)

festoon, 12V / 5W, SV8.5-8 (number plate light)

**PART NO**

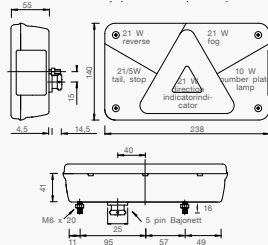
18-8484-007  
18-8486-007  
14-2465-417  
16-6121-017  
16-6122-017  
16-6605-017

# 12V LAMPS REAR LAMPS



## MULTIPOINT V TAIL, STOP, DIRECTION INDICATOR, NUMBER PLATE LIGHT AND TRIANGLE REFLECTOR

### 5 PIN BAYONET CONNECTION, BULBS INCLUDED



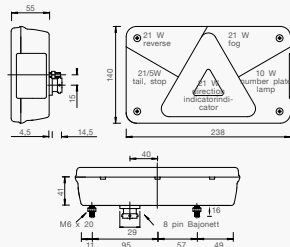
#### DESCRIPTION

left + fog  
left + reverse  
right  
right + reverse

#### PART NO

24-8500-007  
24-8510-007  
24-8700-007  
24-8710-007

### 8 PIN BAYONET CONNECTION, BULBS INCLUDED



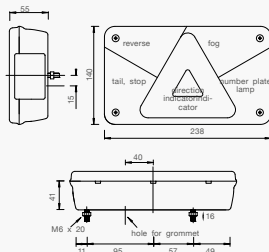
#### DESCRIPTION

left + fog + reverse  
right + fog + reverse

#### PART NO

24-8550-007  
24-8750-007

### GROMMET VERSION, WITHOUT BULB



#### DESCRIPTION

left + fog + reverse  
right + fog + reverse

#### PART NO

24-8500-157  
24-8700-157

### SPARE PARTS AND ACCESSORIES



#### DESCRIPTION

lens left  
lens right  
lens screws  
bulb 12V / 10W, BA15s (numberplate)  
bulb 12V / 21W, BA15s (fog + reverse)  
bulb 12V / 21W, BAU15s orange (direction indicator)  
bulb 12V / 21/5W, BAY15d (tail light + stop light)  
LED insert left (tail + stop light)   
LED insert right (tail + stop light) 

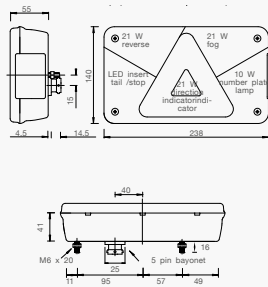
#### PART NO

18-8485-007  
18-8487-007  
14-2465-417  
16-6110-017  
16-6121-017  
16-6121-107  
16-6122-017  
12-1530-004  
12-1531-004



**\* MULTIPOINT V LED TAIL, STOP, DIRECTION INDICATOR, NUMBER PLATE LIGHT AND TRIANGLE REFLECTOR**

**5 PIN BAYONET CONNECTION, BULBS INCLUDED (BULBS RESP. LED INSERT FOR REAR AND STOP LIGHT)**



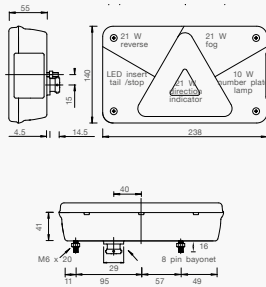
**DESCRIPTION**

left + fog  
left + reverse  
right + fog  
right + reverse

**PART NO**

24-8504-007  
24-8514-007  
24-8704-507  
24-8714-007

**8 PIN BAYONET CONNECTION, BULBS INCLUDED (BULBS RESP. LED INSERT FOR REAR AND STOP LIGHT)**



**DESCRIPTION**

left + fog + reverse  
right + fog + reverse

**PART NO**

24-8554-007  
24-8754-007

**SPARE PARTS AND ACCESSORIES**



**DESCRIPTION**

lens left  
lens right  
  
lens screw  
bulb 12V / 10W, BA15s (numberplate)  
bulb 12V / 21W, BA15s (fog + reverse)  
bulb 12V / 21W, BAU15s orange (direction indicator)  
bulb 12V / 21/5W, BAY15d (tail light + stop light)  
LED insert left (tail + stop light) ⚠️  
LED insert right (tail + stop light) ⚠️

**PART NO**

18-8485-007  
18-8487-007  
  
14-2465-417  
16-6110-017  
16-6121-017  
16-6121-107  
16-6122-017  
12-1530-004  
12-1531-004

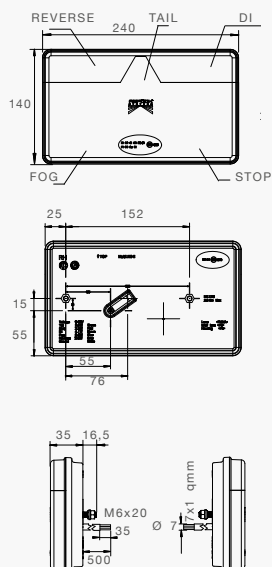
\* please notice the general advice at page 146

# 12V LAMPS REAR LAMPS

## \*MULTILED II TAIL-STOP-DI-REVERSING-FOG-LAMP AND TRIANGLE REFLECTOR



### VERSION FLAT WITHOUT NUMBER PLATE LIGHT



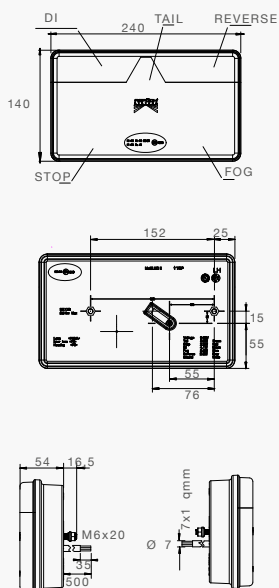
#### DESCRIPTION

- left 0.5 m with open ended cable
- right 0.5 m with open ended cable
- left 0.5 m, with 5 pin bayonet without reverse
- right 0.5 m, with 5 pin bayonet without fog
- left 0.5 m, with 8 pin bayonet
- right 0.5 m, with 8 pin bayonet
- left 0.5 m, 7 pin ASS2
- right 0.5 m, 7 pin ASS2
- left 0.5 m, 7 pin AMP
- right 0.5 m, 7 pin AMP

#### PART NO

- 35-0201-007
- 35-0202-007
- 35-0201-017
- 35-0202-017
- 35-0201-027
- 35-0202-027
- 35-0201-037
- 35-0202-037
- 35-0201-047
- 35-0202-047

### VERSION DEEP WITHOUT NUMBER PLATE LIGHT



#### DESCRIPTION

- left 0.5 m with open ended cable
- right 0.5 m with open ended cable
- left 0.5 m, with 5 pin bayonet without reverse
- right 0.5 m, with 5 pin bayonet without fog
- left 0.5 m, with 8 pin bayonet
- right 0.5 m, with 8 pin bayonet
- left 0.5 m, 7 pin ASS2
- right 0.5 m, 7 pin ASS2
- left 0.5 m, 7 pin AMP
- right 0.5 m, 7 pin AMP

#### PART NO

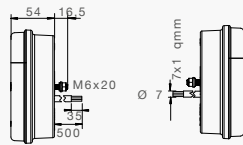
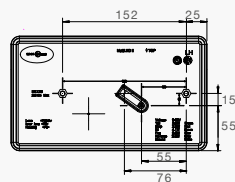
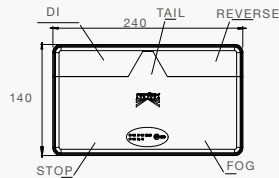
- 35-0203-007
- 35-0204-007
- 35-0203-017
- 35-0204-017
- 35-0203-027
- 35-0204-027
- 35-0203-037
- 35-0204-037
- 35-0203-047
- 35-0204-047

\* please notice the general advice at page 146

**\*MULTILED II TAIL-STOP-DI-REVERSING-FOG-LAMP AND TRIANGLE REFLECTOR**



**VERSION DEEP INCLUDING NUMBERPLATE LIGHT**



**DESCRIPTION**

- left + NPL 0.5 m with open ended cable
- right + NPL 0.5 m with open ended cable
  
- left + NPL below 0.5 m with open ended cable
- right + NPL below 0.5 m with open ended cable
  
- left + NPL 0.5 m, with 5 pin bayonet without reverse
- right + NPL 0.5 m, with 5 pin bayonet without fog
  
- left + NPL below 0.5 m, with 5 pin bayonet without reverse
- right + NPL below 0.5 m, with 5 pin bayonet without fog
  
- left + NPL 0.5 m, with 8 pin bayonet
- right + NPL 0.5 m, with 8 pin bayonet
  
- left + NPL below 0.5 m, with 8 pin bayonet
- right + NPL below 0.5 m, with 8 pin bayonet
  
- left + NPL 0.5 m, 7 pin ASS2
- right + NPL 0.5 m, 7 pin ASS2
  
- left + NPL below 0.5 m, 7 pin ASS2
- right + NPL below 0.5 m, 7 pin ASS2
  
- left + NPL 0.5 m, 7 pin AMP
- right + NPL 0.5 m, 7 pin AMP
  
- left + NPL below 0.5 m, 7 pin AMP
- right + NPL below 0.5 m, 7 pin AMP

**PART NO**

- 35-0203-057
- 35-0204-057
  
- 35-0203-107
- 35-0204-107
  
- 35-0203-067
- 35-0204-067
  
- 35-0203-117
- 35-0204-117
  
- 35-0203-077
- 35-0204-077
  
- 35-0203-127
- 35-0204-127
  
- 35-0203-087
- 35-0204-087
  
- 35-0203-137
- 35-0204-137
  
- 35-0203-097
- 35-0204-097
  
- 35-0203-147
- 35-0204-147

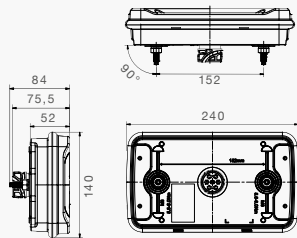


# 12V LAMPS REAR LAMPS

## MULTILED III TAIL-STOP-DI-REVERSING-FOG-LAMP AND TRIANGLE REFLECTOR



### 7 PIN ASS2 CONNECTION



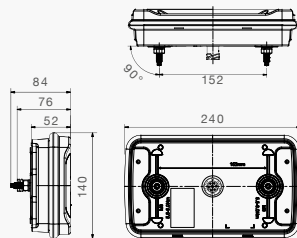
#### DESCRIPTION

left 7pin  
 left 7pin + 1x 2pol. ASS2  
 left 7pin + 1x 2pol. ASS2 with SMCG  
 right 7pin  
 right 7pol. + 1x 2pol. ASS2  
 right 7pol. + 1x 2pol. ASS2 with SMCG

#### PART NO

24-8931-007  
 24-8931-017  
 24-8931-027  
 24-8930-007  
 24-8930-017  
 24-8930-027

### 7 PIN AMP (DIN 72585) CONNECTION



#### DESCRIPTION

left 7pin  
 left 7pin + 1x 2pol. ASS2  
 left 7pin + 1x 2pol. AMP Superseal  
 left 7pin + 1x 2pol. AMP Superseal with SMCG  
 right 7pin  
 right 7pin + 1x 2pol. ASS2  
 right 7pin + 1x 2pol. AMP Superseal  
 right 7pin + 1x 2pol. AMP Superseal with SMCG

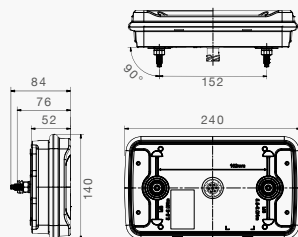
#### PART NO

24-8931-047  
 24-8931-037  
 24-8931-057  
 24-8931-067  
 24-8930-047  
 24-8930-037  
 24-8930-057  
 24-8930-067

## MULTILED III TAIL-STOP-DI-REVERSING-FOG-LAMP AND WITHOUT TRIANGLE REFLECTOR



### 7 PIN ASS2 CONNECTION



#### DESCRIPTION

left 7pin  
 left 7pin + 1x 2pol. ASS2  
 left 7pin + DI - ID  
 right 7pin  
 right 7pin + 1x 2pol. ASS2  
 right 7pin + DI - ID

#### PART NO

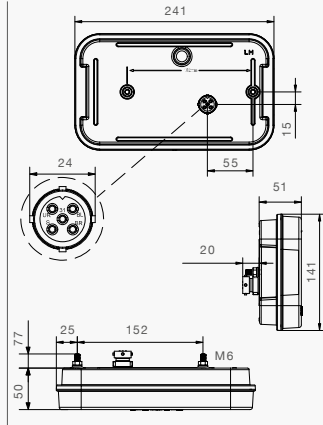
24-8931-007  
 24-8931-017  
 24-8931-027  
 24-8930-007  
 24-8930-017  
 24-8930-027

\* bitte beachten Sie den allgemeinen Hinweis auf Seite 146

**MULTILED IV TAIL-STOP-DI-REVERSING-FOG-LAMP AND TRIANGLE REFLECTOR LECTOR**



**5 PIN BAYONET CONNECTION**



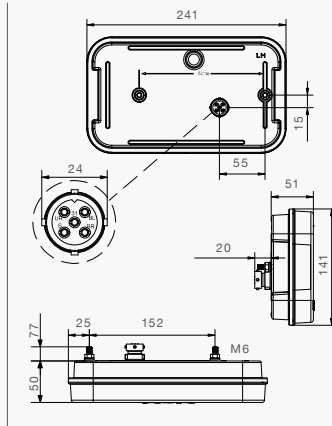
**DESCRIPTION**

left with fog  
left with fog + NPL  
right with reverse  
right with reverse + NPL

**PART NO**

34-8941-027  
34-8941-037  
34-8940-027  
34-8940-037

**8 PIN BAYONET CONNECTION**



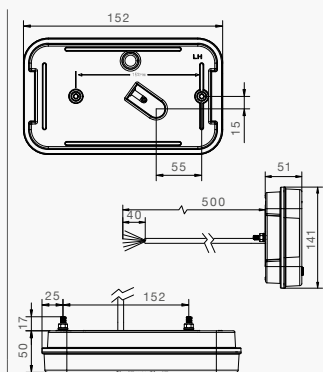
**DESCRIPTION**

left with fog + reverse  
left with fog, reverse + NPL  
right with fog, reverse  
right with fog, reverse + NPL

**PART NO**

34-8941-047  
34-8941-057  
34-8940-047  
34-8940-057

**0,5 m OPEN ENDED CABLE**



**DESCRIPTION**

left with fog, reverse + NPL  
left with fog, reverse lamp  
right with fog, reverse + NPL  
right with fog, reverse

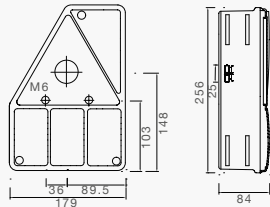
**PART NO**

34-8941-007  
34-8941-017  
34-8940-007  
34-8940-017



## EARPOINT I TAIL, STOP, DIRECTION INDICATOR AND TRIANGLE REFLECTOR

5 PIN BAYONET CONNECTION, BULBS INCLUDED

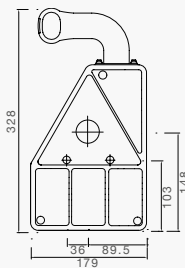


### DESCRIPTION

left + fog  
right  
right + reverse  
right + fog

### PART NO

24-4001-007  
24-4201-007  
24-4205-007  
24-4207-007



left + fog + end outline marker  
left + reverse + end outline marker  
left + end outline marker  
right + end outline marker  
right + reverse + end outline marker  
right + fog + end outline marker

24-4051-007  
24-4057-007  
24-4056-007  
24-4251-007  
24-4255-007  
24-4257-007



## SPARE PARTS AND ACCESSORIES



### DESCRIPTION

lens left  
lens left + reverse  
lens right  
lens right + reverse  
  
lens end outline marker red / white / yellow  
  
lens screws  
  
bulb 12V / 21W, BA15s (direction indicator, fog, reverse)  
bulb 12V / 10W, BA15s (tail light)  
bulb 12V / 4W, BA9s (end outline marker)

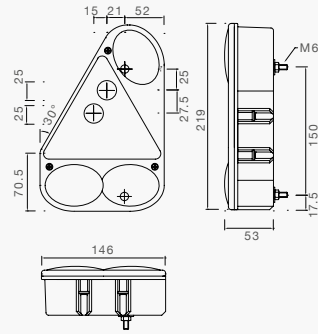
### PART NO

18-8440-007  
18-8440-057  
18-8442-007  
18-8442-107  
  
18-8136-007  
  
14-1394-057  
  
16-6121-017  
16-6110-017  
16-6104-017



## EARPOINT III TAIL, STOP, DIRECTION INDICATOR AND TRIANGLE REFLECTOR

5 PIN BAYONET CONNECTION, BULBS INCLUDED



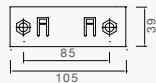
### DESCRIPTION

- left + fog
- left + reverse
- left
- right
- right + fog
- right + reverse

### PART NO

- 24-4700-007
- 24-4710-007
- 24-4700-507
- 24-4800-007
- 24-4800-507
- 24-4810-007

## SPARE PARTS AND ACCESSORIES



### DESCRIPTION

- lens left
- lens left + reverse
- lens right
- lens right + reverse

- bracket
- bracket including screws
- M8 x 30

- lens screws

- bulb 12V / 21W, BA15s  
(direction indicator, fog, reverse)
- bulb 12V / 21/5W, BAY15d  
(tail light + stop light)

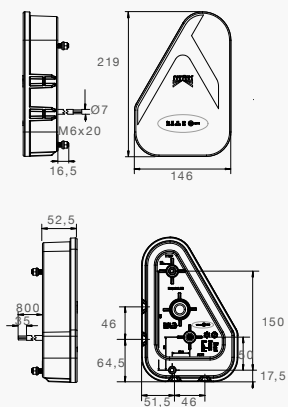
### PART NO

- 18-8447-007
- 18-8447-107
- 18-8448-007
- 18-8448-107
- 15-5303-007
- 15-5303-017
- 14-0325-007
- 16-6121-017
- 16-6122-017

## EARPOINT LED TAIL-STOP-DI-REVERSING-FOG-LAMP



### 0.8 M CABLE



### DESCRIPTION

left 0.8 m open ended cable  
right 0.8 m open ended cable

left 0.8 m, 5 pin bayonet without reverse  
right 0.8 m, 5 pin bayonet without fog

left 0.8 m, 8 pin. bayonet  
right 0.8 m, 8 pin. bayonet

### PART NO

35-0301-007  
35-0302-007

35-0301-017

35-0302-017

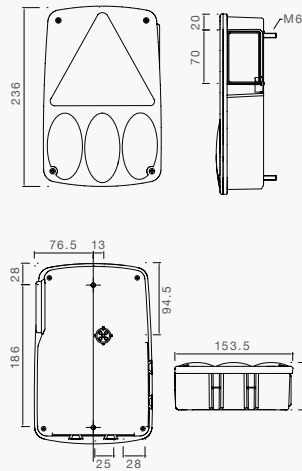
35-0301-027

35-0302-027



## EARPOINT IV TAIL, STOP, DIRECTION INDICATOR AND TRIANGLE REFLECTOR

### 5 PIN BAYONET CONNECTION, BULBS INCLUDED



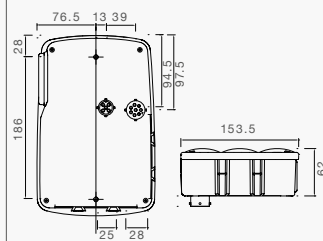
#### DESCRIPTION

left + fog  
right + reverse  
right + fog

#### PART NO

24-4760-007  
24-4862-007  
24-4861-007

### 5 PIN AND 8 PIN BAYONET CONNECTION, BULBS INCLUDED



#### DESCRIPTION

left + fog + reverse  
left + fog + reverse + side  
marker lamp  
right + fog + reverse  
right + fog + reverse + side  
marker lamp

#### PART NO

24-4755-007  
24-4750-007  
24-4855-007  
24-4851-007

### SPARE PARTS AND ACCESSORIES



#### DESCRIPTION

lens left  
lens right  
bracket  
bracket including screws M8 x 30  
lens screws  
bulb 12V / 21W, BA15s  
(direction indicator, fog,  
reverse, stop light)  
festoon, 12V / 5W, SV8.5-8  
(tail light + side marker lamp)

#### PART NO

18-8447-507  
18-8448-517  
15-5303-007  
15-5303-017  
14-2465-417  
16-6121-017  
16-6605-017

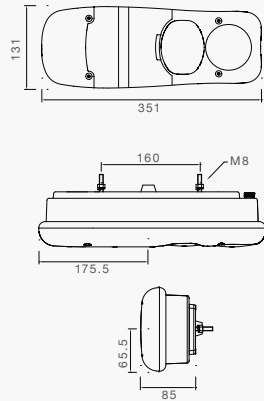


# 12V LAMPS REAR LAMPS



## EUROFAB TAIL, STOP, DIRECTION INDICATOR, FOG AND REVERSE LIGHT

### GROMMET VERSION



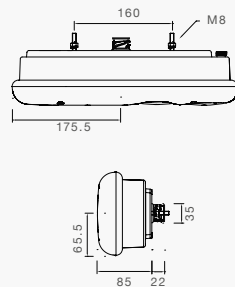
#### DESCRIPTION

left  
left including bulbs  
right  
right including bulbs

#### PART NO

25-8100-007  
25-8100-167  
25-8300-007  
25-8300-167

### WITH 7 PIN AMP CONNECTION



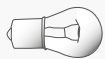
#### DESCRIPTION

left including bulbs  
right including bulbs

#### PART NO

25-8100-207  
25-8300-207

### SPARE PARTS AND ACCESSORIES



#### DESCRIPTION

lens including screws  
  
bulb 12V / 10W, BA15s  
(tail light 2x)  
bulb 12V / 21W, BA15s  
(fog, reverse, stop light and  
direction indicator)

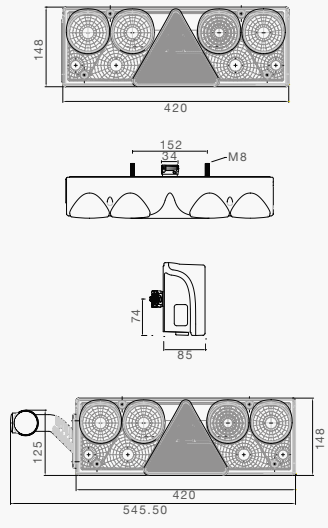
#### PART NO

18-8580-007  
  
16-6110-017  
16-6121-017



**EUROPOINT II TAIL, STOP, DIRECTION INDICATOR, FOG, REVERSE LIGHT AND TRIANGLE REFLECTOR**

**7 PIN ASS2.1 CONNECTOR, BULBS INCLUDED**



**DESCRIPTION**

left + side marker lamp  
right + side marker lamp

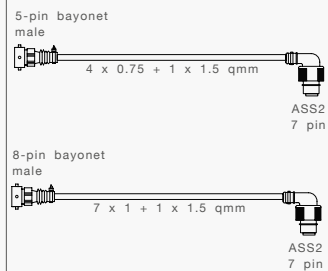

left + end outline marker  
right + end outline marker

**PART NO**

25-6000-537  
25-6400-537

25-6011-527  
25-6411-527

**SPARE PARTS AND ACCESSORIES**



**DESCRIPTION**

lens

bulb 12V / 21W, BA15s  
(reverse, fog, stoplight 2x)

bulb 12V / 21W, BAU15s  
orange (direction indicator)

bulb 12V / 10W, BA15s  
(tail light, 2x, side marker  
lamp + position lamp)

bulb 12V / 4W, BA9s  
(end outline marker)

adapter 5 pin bayonet on  
ASS2 left

adapter 5 pin bayonet on  
ASS2 right

adapter 8 pin bayonet on  
ASS2 left

adapter 8 pin bayonet on  
ASS2 right

LED insert for tail light

LED insert for stop light

**PART NO**

18-8560-002

16-6121-017

16-6121-107

16-6110-017

16-6104-017

68-2488-017

68-2489-017

68-2495-007

68-2496-007

12-1560-001

12-1560-141

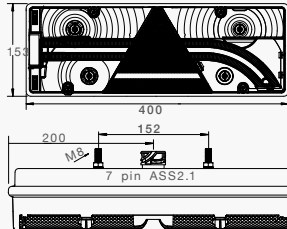


The product video for the Europoint III >>



## EUROPOINT III

7 PIN ASS2.1 CONNECTOR, BULBS INCLUDED

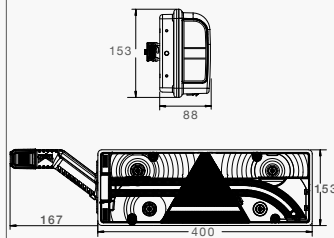


### DESCRIPTION

left with SML  
right with SML

### PART NO

25-7000-537  
25-7400-537



left with SML + end outline marker

25-7020-537

right with SML + end outline marker

25-7420-537

## SPARE PARTS AND ACCESSORIES



### DESCRIPTION

lens left as spare part  
lens right as spare part  
insert „Light guide“ left  
insert „Light guide“ right  
LED insert for stop light left  
LED insert for stop light right

### PART NO

18-8570-001  
18-8570-101  
12-1570-001  
12-1570-101  
12-1570-204  
12-1574-204

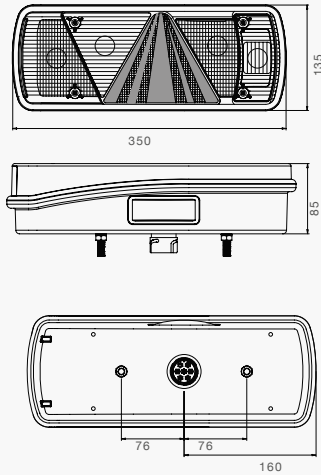


## ECOPOINT II WITH TRIANGLE

TAIL, STOP, DIRECTION INDICATOR, FOG, REVERSE LIGHT INCL. TRIANGLE REFLECTOR AND SML



7 PIN ASS2.1 CONNECTOR, BULBS INCLUDED



### DESCRIPTION

left without SML  
right without SML  
left + SML  
right + SML

### PART NO

25-2800-017  
25-2900-017  
25-2800-537  
25-2900-537

## SPARE PARTS AND ACCESSORIES

### DESCRIPTION

lens left  
lens right

### PART NO

18-8528-002  
18-8529-002

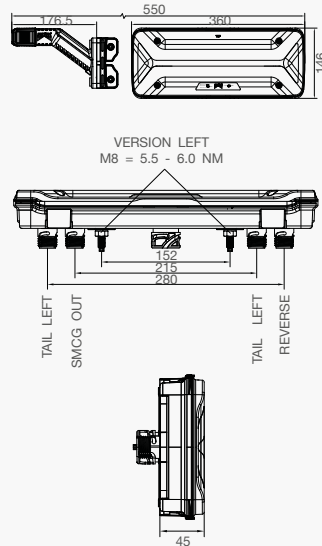


Produkt ECOLED II im Detail >>

## ECOLED II FULL LED REAR LAMP WITH GLOWING BODY TECHNOLOGY



### WITH 7 PIN ASS2 CONNECTION



### GENERAL DESCRIPTION

- LED Rear Lamp with replaceable lens
- spare lens can be used on both sides
- reduction in the variety of spare parts: By simply rotating the lens, the Rear Lamp can be adjusted to the mounting position (LH / RH)
- innovative Glowing Body Technology as Tail Light
- increased visibility due to large luminous area of the Tail & Stop Light functions
- progressive Direction Indicator
- ISO pulse 13207-1 as standard (for 24 V)
- practical click system facilitates the mounting of the lens
- chemical and scratch-resistant lens
- SMCG (Sidemarker Control Gear) included (for version with 2-pin outputs) according to ECE 48, Rev. 6
- intelligent partial deactivation of the Stop Light when the rear fog light is activated
- LED End Outline Marker is mounted with a mounting bracket which has a predetermined breaking point
- optional with 4 x 2-pin connections on the rear of the lamp (distributor function)

### DESCRIPTION

left 7 pin  
right 7 pin  
left 7 pin + 4 x 2 pin ASS2  
right 7 pin + 4 x 2 pin ASS2  
left 7 pin + 4 x 2 pin ASS2  
Superpoint IV  
right 7 pin + 4 x 2 pin ASS2  
Superpoint IV

### PART NO

25-4121-007  
25-4120-007  
25-4121-017  
25-4120-017  
  
25-4121-027  
25-4120-027

### WITH 7 PIN AMP (DIN 72585) CONNECTION



### DESCRIPTION

left 7 pin  
right 7 pin  
left 7 pin + 4 x 2 pin  
SuperSeal  
right 7 pin + 4 x 2 pin  
SuperSeal  
left 7 pin + 4 x 2 pin  
SuperSeal Superpoint IV  
right 7 pin + 4 x 2 pin  
SuperSeal Superpoint IV

### PART NO

25-4121-037  
25-4120-037  
  
25-4121-047  
  
25-4120-047  
  
25-4121-057  
25-4120-057

### ECOLED II TRUCK WITH 7 PIN AMP (DIN 72585) CONNECTION



### DESCRIPTION

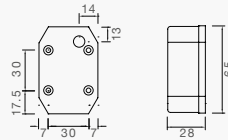
left 7 pin  
right 7 pin

### PART NO

25-4121-067  
25-4120-067

**FLEXIPOINT I WHITE POSITION LAMP WHITE WITH REFLECTOR**

**DC FLATCABLE, BULBS INCLUDED**



**DESCRIPTION**

- 0.5 m
- 0.5 m, bracket 100 mm
- 1.0 m, bracket 100 mm
- 0.5 m, mud guard bracket
- 0.5 m, straight rubber bracket
- 1.3 m, flat bracket (mounting with space)
- 0.5 m, 90° bracket, horizontal mounting
- 0.5 m, soft bracket
- 0.5 m, bracket 150 mm

**PART NO**

- 31-6509-027
- 31-6569-037
- 31-6569-287
- 31-6569-077
- 31-6569-127
- 31-6569-547
- 31-6569-197
- 31-6569-537
- 31-6509-007

**SPARE PARTS AND ACCESSORIES**



**DESCRIPTION**


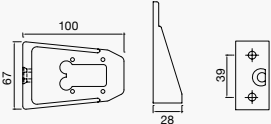

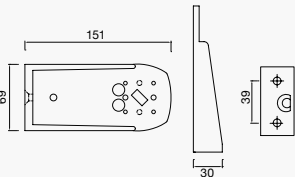

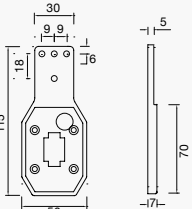

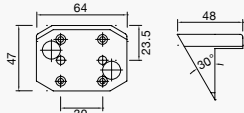

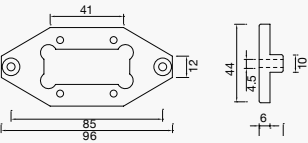

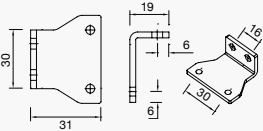

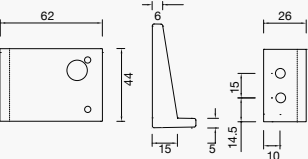

- Flexipoint white, loose without bulb
- lens white
- lens screws
- screws for bracket
- festoon, 12V / 5W, SV8.5-8

**PART NO**

- 21-6512-007
- 18-8165-027
- 14-0292-057
- 14-0392-057
- 16-6605-017



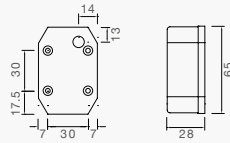
# 12V LAMPS POSITION LAMPS

		DESCRIPTION	PART NO
		bracket 100 mm	15-5310-107
		bracket 150 mm	15-5311-007
		straight rubber bracket	15-5312-107
		mud guard bracket	15-5314-107
		flat bracket	15-5316-007
		90° bracket	15-5318-007
		soft bracket	15-5316-707
		DC connector	15-5976-017



**FLEXIPOINT LED WHITE POSITION LAMP WHITE WITH REFLECTOR**

**DC FLATCABLE**



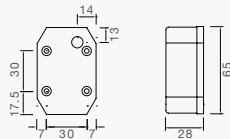
**DESCRIPTION**

0.5 m  
1 m  
  
0.5 m bracket 100 mm  
1 m bracket 100 mm

**PART NO**

31-6309-007  
31-6309-017  
  
31-6369-007  
31-6369-017

**DUAL VOLTAGE**



**DESCRIPTION**

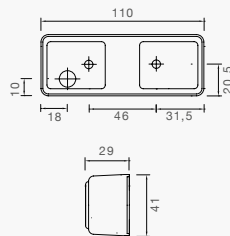
0.5 m  
1 m  
  
0.5 m bracket 100 mm  
1 m bracket 100 mm

**PART NO**

31-6309-077  
31-6309-087  
  
31-6369-027  
31-6369-037

**DIFFERENT BRACKETS ON PAGE 59**

**FLEXIPOINT III WHITE POSITION LAMP WHITE WITH REFLECTOR**



**DESCRIPTION**

including grommet without bulb

**PART NO**

21-8500-017

**SPARE PARTS AND ACCESSORIES**



**DESCRIPTION**

lens white  
  
festoon, 12V / 5W, SV8.5-8

**PART NO**

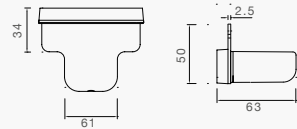
18-8185-017  
  
16-6605-017

# 12V LAMPS POSITION LAMPS



## SIDEPOINT WHITE POSITION LAMP WHITE WITH REFLECTOR

DC FLATCABLE, BULBS INCLUDED

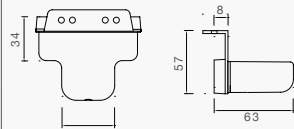


### DESCRIPTION

0.5 m, straight bracket

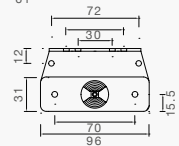
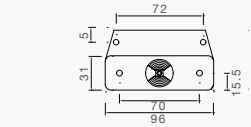
### PART NO

31-5069-017



0.5 m, 90° bracket

31-5069-007



## SPARE PARTS AND ACCESSORIES



### DESCRIPTION

Sidepoint surface mounting, 90° bracket, loose in plastic bag

### PART NO

21-5000-064



Sidepoint built-in version, incl. rubber pad, loose in plastic bag

21-5000-074



lens + screws

21-5000-024




rubber pad

11-2128-194



bulb 12V / 4W, BA9s

16-6104-017

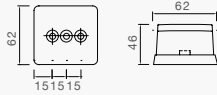


DC connector

15-5976-017

**SQUAREPOINT WHITE POSITION LAMP WHITE**

**WITH REFLECTOR, DC FLATCABLE, BULBS INCLUDED**



**DESCRIPTION**

0.5 m  
1.5 m  
3.0 m

**PART NO**

31-5209-007  
31-5209-017  
31-5209-027



0.5 m, bracket 100 mm, left  
0.5 m, bracket 100 mm, right

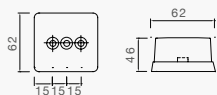
31-5269-017  
31-5269-027



0.5 m, mud guard bracket

31-5269-047

**WITHOUT REFLECTOR**



**DESCRIPTION**

incl. grommet, without bulb

**PART NO**

21-5100-017

**SPARE PARTS AND ACCESSORIES**



**DESCRIPTION**

Squarepoint white  
with reflector, loose without  
bulb

**PART NO**

21-5200-017



lens white, with reflector

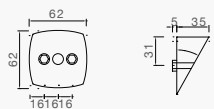
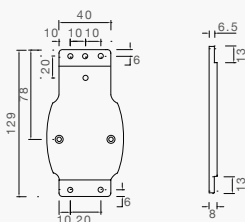
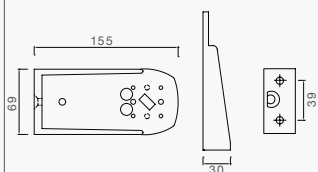
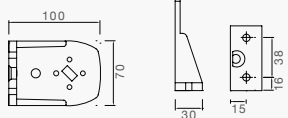

18-8152-007



lens white, without reflector

18-8151-007

# 12V LAMPS POSITION LAMPS



## DESCRIPTION

festoon, 12V / 5W, SV8.5-8

DC connector

bracket 100 mm

bracket 150 mm

straight rubber bracket

mud guard bracket

## PART NO

16-6605-017

15-5976-017

15-5310-007

15-5311-007

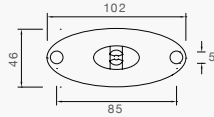
15-5312-007

15-5314-007



**FLATPOINT II WHITE LED POSITION LAMP LED WHITE WITH REFLECTOR**

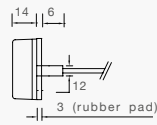
**DC FLATCABLE**



**DESCRIPTION**

1.0 m  
0.5 m

**PART NO**  
31-6909-007  
31-6909-017



0.5 m 90° bracket "Z"

31-6969-007

**DUAL VOLTAGE**



**DESCRIPTION**

1.0 m

**PART NO**  
31-6909-067

**SPARE PARTS AND ACCESSORIES**



**DESCRIPTION**


rubber pad

**PART NO**  
15-5111-007



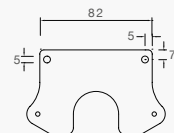
screws for bracket

14-0418-307




DC connector

15-5976-017



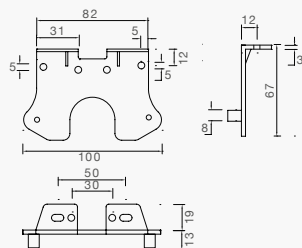
straight bracket

15-5321-007



bracket, 90° "Z"

15-5321-107



# 12V LAMPS POSITION LAMPS

		<p><b>DESCRIPTION</b></p> <p>bracket, 90° "C"</p>	<p><b>PART NO</b></p> <p>15-5321-207</p>
--	--	---------------------------------------------------	------------------------------------------

<p><b>POSIPOINT II WHITE LED POSITION LAMP LED WHITE</b> </p>				
<p><b>DC FLATCABLE</b></p>			<p><b>DESCRIPTION</b></p> <p>0.5 m 5.0 m</p>	<p><b>PART NO</b></p> <p>31-7109-007 31-7109-017</p>

<p><b>SPARE PARTS AND ACCESSORIES</b></p>			<p><b>DESCRIPTION</b></p> <p>housing for Posipoint II</p>	<p><b>PART NO</b></p> <p>15-5609-107</p>
			<p>DC connector</p>	<p>15-5976-017</p>

<p><b>MONOPOINT II WHITE SLIM LED POSITION LAMP LED WHITE</b> </p>				
<p><b>DC FLATCABLE</b></p>			<p><b>DESCRIPTION</b></p> <p>0.5 m</p>	<p><b>PART NO</b></p> <p>31-6709-007</p>

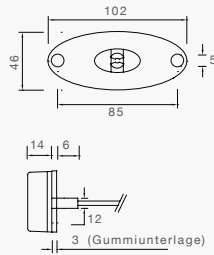
<p><b>SPARE PARTS AND ACCESSORIES</b></p>			<p><b>DESCRIPTION</b></p> <p>DC connector</p>	<p><b>PART NO</b></p> <p>15-5976-017</p>
-------------------------------------------	--	--	-----------------------------------------------	------------------------------------------



**FLATPOINT II RED LED POSITION LAMP LED RED WITH REFLECTOR**



**DC FLATCABLE**



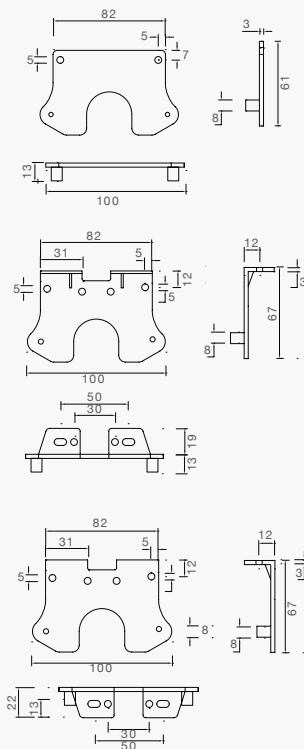
**DESCRIPTION**

0.5 m

**PART NO**

31-6409-007

**SPARE PARTS AND ACCESSORIES**



**DESCRIPTION**

rubber pad

screws for bracket

DC connector

straight bracket

bracket 90° "Z"

bracket 90° "C"

**PART NO**

15-5111-007

14-0418-307

15-5976-017

15-5321-007

15-5321-107

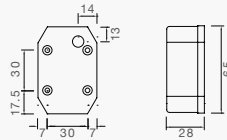
15-5321-207

# 12V LAMPS POSITION LAMPS



## FLEXIPOINT I RED POSITION LAMP RED WITH REFELCTOR

### DC FLATCABLE, BULBS INCLUDED (GROMMET VERSION)



#### DESCRIPTION

0.5 m

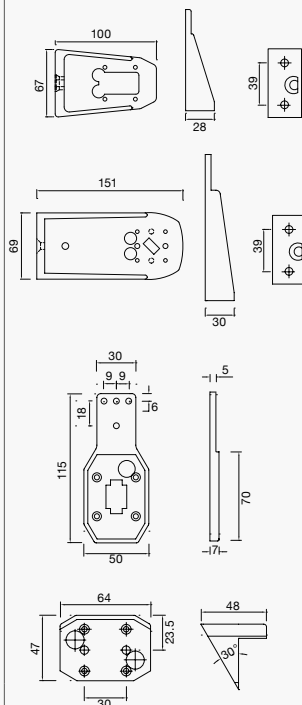
0.5 m bracket 100 mm

#### PART NO

31-6509-067

31-6569-557

### SPARE PARTS AND ACCESSORIES



#### DESCRIPTION

Flexipoint red, loose without bulb

lens red

lensscrews

screws for bracket

festoon, 12V / 5W, SV8.5-8

DC connector

bracket 100 mm

bracket 150 mm

straight rubber bracket

mud guard bracket

#### PART NO

21-6510-007

18-8165-007

14-0292-057

14-0392-057

16-6605-017

15-5976-017

15-5310-107

15-5311-007

15-5312-107

15-5314-107

		<b>DESCRIPTION</b>	<b>PART NO</b>
		flat bracket	15-5316-007
		90° bracket	15-5318-007
		soft bracket	15-5316-707

**FLEXIPOINT LED RED**

**DC FLATCABLE**

		<b>DESCRIPTION</b>	<b>PART NO</b>
		0.5 m	31-6309-067

**DIFFERENT BRACKETS ON PAGE 67**

**FLEXIPOINT III RED POSITION LAMP RED WITH REFLECTOR**

		<b>DESCRIPTION</b>	<b>PART NO</b>
		with grommet, loose without bulb	21-8500-027

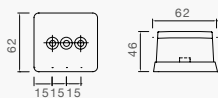
**SPARE PARTS AND ACCESSORIES**

		<b>DESCRIPTION</b>	<b>PART NO</b>
		lens red	18-8185-027
		festoon, 12V / 5W, SV8.5-8	16-6605-017

# 12V LAMPS POSITION LAMPS

## SQUAREPOINT RED POSITION LAMP RED

### WITHOUT REFLECTOR, DC FLATCABLE, BULB INCLUDED



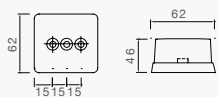
#### DESCRIPTION

with 0.5 m DC cable

#### PART NO

31-5309-007

### WITHOUT REFLECTOR



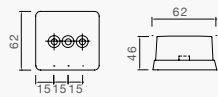
#### DESCRIPTION

with grommet, loose without bulb

#### PART NO

21-5300-007

### WITH REFLECTOR



#### DESCRIPTION

with grommet, loose without bulb

#### PART NO

21-5400-017

### SPARE PARTS AND ACCESSORIES



#### DESCRIPTION

lens red without reflector

#### PART NO

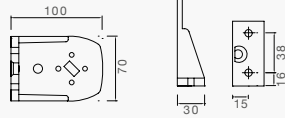
18-8153-007

festoon, 12V / 5W, SV8.5-8

16-6605-017

DC connector

15-5976-017

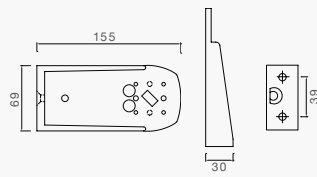


**DESCRIPTION**

bracket 100 mm

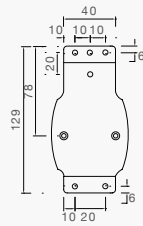
**PART NO**

15-5310-007



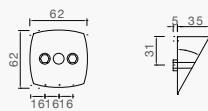
bracket 150 mm

15-5311-007



straight rubber bracket

15-5312-007




mud guard bracket

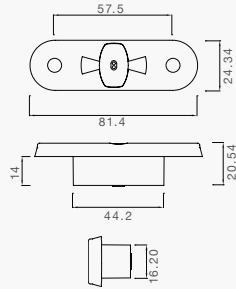
15-5314-007

# 12V LAMPS POSITION LAMPS

## POSIPOINT II RED LED POSITION LAMP LED RED



### DC FLATCABLE



### DESCRIPTION

0.5 m  
5.0 m

### PART NO

31-7209-007  
31-7209-017

### SPARE PARTS AND ACCESSORIES



### DESCRIPTION

housing for Posipoint II  
DC connector

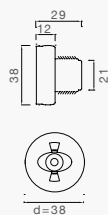
### PART NO

15-5609-107  
15-5976-017

## MONOPOINT II RED SLIM LED POSITION LAMP LED RED



### DC FLATCABLE




### DESCRIPTION

0.5 m

### PART NO

31-6809-007

### SPARE PARTS AND ACCESSORIES



### DESCRIPTION

DC connector

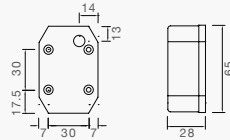
### PART NO

15-5976-017

# SIDE MARKER LAMPS

## FLEXIPOINT I SIDE MARKER LAMP WITH REFLECTOR

### DC FLATCABLE, BULBS INCLUDED (GROMMET VERSION)



#### DESCRIPTION

0.8 m

#### PART NO

31-6509-127



0.5 m bracket 100 mm

31-6569-017



0.8 m, 90° bracket,  
horizontal mounting

31-6569-307



0.5 m, flat bracket (mounting  
plan)

31-6569-387

### SPARE PARTS AND ACCESSORIES



#### DESCRIPTION

Flexipoint yellow, loose,  
without bulb

#### PART NO

21-6511-007



lens yellow

18-8165-017






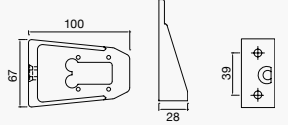

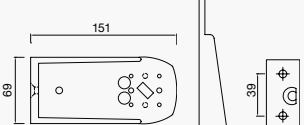

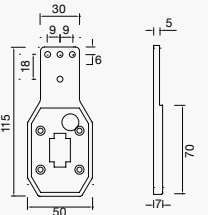

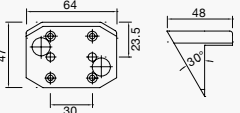

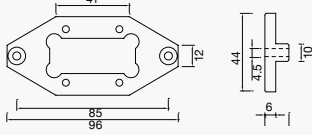

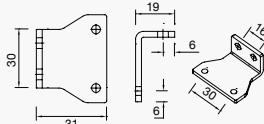

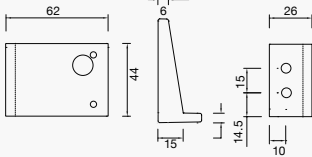
lens screws  
screws for bracket

14-0292-057

14-0392-057



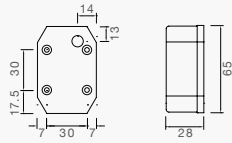
# 12V LAMPS SIDE MARKER LAMPS

		DESCRIPTION	PART NO
		festoon 12V / 5W, SV8, 5-8	16-6605-017
		DC connector	15-5976-017
		bracket 100 mm	15-5310-107
		bracket 150 mm	15-5311-007
		straight rubber bracket	15-5312-107
		mud guard bracket	15-5314-107
		flat bracket	15-5316-007
		90° bracket	15-5318-007
		soft bracket	15-5316-707



**FLEXIPOINT LED SIDE MARKER LAMP WITH REFLECTOR**

**DC FLATCABLE**



**DESCRIPTION**

0.5 m

**PART NO**

31-6309-047

**DC FLATCABLE** 



**DESCRIPTION**

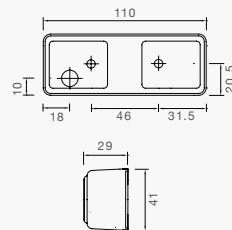
0.5 m

**PART NO**

31-6309-057

**DIFFERENT BRACKETS ON PAGE 72**

**FLEXIPOINT III SIDE MARKER LAMP WITH REFLECTOR**




**DESCRIPTION**

with grommet, loose,  
without bulb

**PART NO**

21-8500-007

**SPARE PARTS AND ACCESSORIES**



**DESCRIPTION**

lens yellow

festoon 12V / 5W, SV8, 5-8

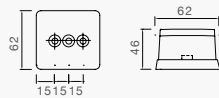
**PART NO**

18-8185-017

16-6605-017

# 12V LAMPS SIDE MARKER LAMPS

## SQUAREPOINT YELLOW SIDE MARKER LAMP WITH REFLECTOR



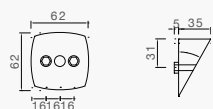
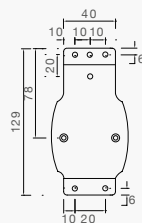
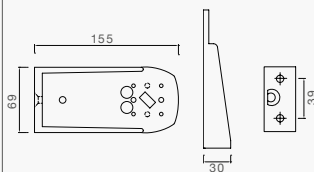
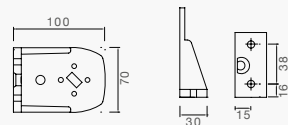

### DESCRIPTION

with grommet, loose, without bulb

### PART NO

21-5600-007

## SPARE PARTS ACCESSORIES



### DESCRIPTION

lens yellow with reflector

festoon 12V / 5W, SV8, 5-8

DC connector

bracket 100 mm

bracket 150 mm

straight rubber bracket

mud guard bracket

### PART NO

18-8156-007

16-6605-017

15-5976-017

15-5310-007

15-5311-007

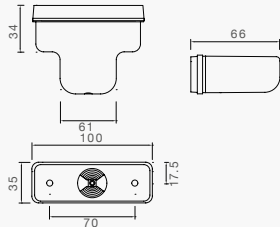
15-5312-007

15-5314-007



## SIDEPOINT YELLOW WITH REFLECTOR SML WITH REFLECTOR

### DC FLATCABLE, BULB INCLUDED

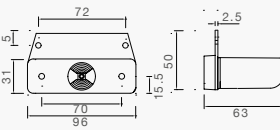


#### DESCRIPTION

0.3 m, rubber pad, built-in version

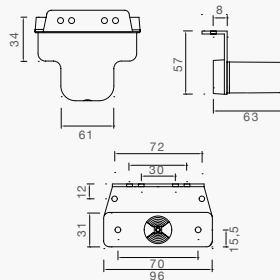
#### PART NO

31-2819-007



0.3 m, straight bracket

31-2869-007



0.3 m, 90° bracket

31-2869-017

### SPARE PARTS AND ACCESSORIES



#### DESCRIPTION

Sidepoint built-in, with rubber pad, loose in plastic bag

#### PART NO

21-2801-014



Sidepoint straight bracket, loose in plastic bag

21-2800-044



Sidepoint bracket 90°, loose in plastic bag

21-2800-024



lens yellow with screws, loose in plastic bag

21-2800-004




rubber pad

11-2128-194



bulb 12V / 4W, BA9s

16-6104-017



DC connector

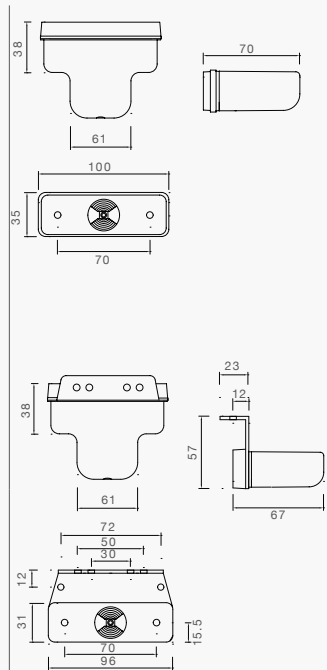
15-5976-017

# 12V LAMPS SIDE MARKER LAMPS



## FLATPOINT I LED SIDE MARKER LAMP LED WITH REFLECTOR

### DC FLATCABLE



### DESCRIPTION

0.3 m, built-in version  
0.3 m, rubber pad, built-in version

0.3 m, straight bracket

0.3 m, 90° bracket


### PART NO

31-2219-017  
31-2219-027

31-2269-007

31-2219-007

### SPARE PARTS AND ACCESSORIES



### DESCRIPTION

Flatpoint I built-in, loose in plastic bag

Flatpoint I built-in with rubber pad, loose in plastic bag

Flatpoint I straight bracket, loose in plastic bag

Flatpoint I 90° bracket, loose in plastic bag

lens yellow, loose in plastic bag

rubber pad

DC connector

### PART NO

21-2201-024

21-2201-034

21-2200-044

21-2200-034

21-2200-024

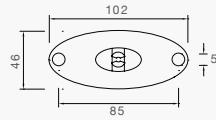
11-2128-194

15-5976-017



## FLATPOINT II LED SIDE MARKER LAMP LED WITH REFLECTOR

### DC FLATCABLE

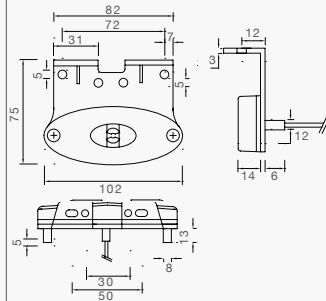


#### DESCRIPTION

0.5 m  
1.0 m

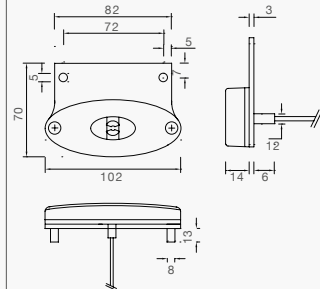
#### PART NO

31-2309-027  
31-2309-037



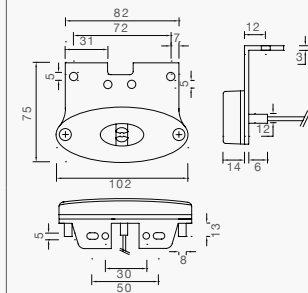
0.5 m, bracket „Z“  
1.5 m, bracket „Z“

31-2369-027  
31-2369-037



0.5 m, straight bracket  
1.0 m, straight bracket

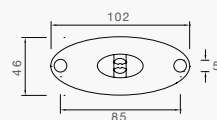
31-2369-017  
31-2369-057



0.5 m bracket „C“  
2.0 m bracket „C“

31-2369-047  
31-2369-067

### DUAL VOLTAGE



#### DESCRIPTION

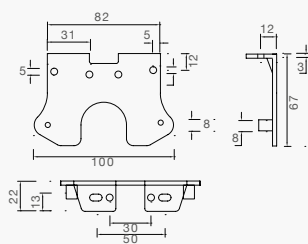
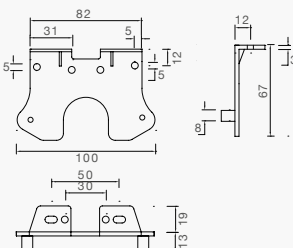
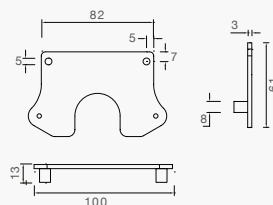

1 m

#### PART NO

31-2309-087

# 12V LAMPS SIDE MARKER LAMPS

## SPARE PARTS AND ACCESSORIES



### DESCRIPTION

rubber pad

screws for bracket

DC connector

straight bracket

90° bracket „Z“

90° bracket „C“

### PART NO

15-5111-007

14-0418-307

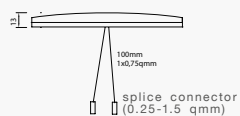
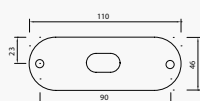
15-5976-017

15-5321-007

15-5321-107

15-5321-207

## FLATPOINT III LED SIDE MARKER LAMP LED WITH REFLECTOR



### DESCRIPTION

0.1 m, splice connector

### PART NO

21-2410-017

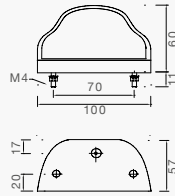


# NUMBER PLATE LIGHTS

## REGPOINT NUMBER PLATE LIGHT



### DC-FLATCABLE, BULB INCLUDED



### DESCRIPTION

0.8 m  
1.5 m

0.8 m, red lens

### PART NO

36-3209-017  
36-3209-027

36-3209-147

### SPARE PARTS AND ACCESSORIES



### DESCRIPTION

lamp loose with grommet

transparent red lens

DC connector

festoon 12V / 5W, SV8, 5-8

### PART NO

26-3200-007

18-8630-104

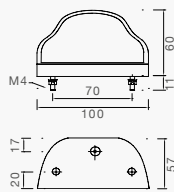
15-5976-017

16-6605-017

## REGPOINT LED NUMBER PLATE LIGHT LED



### DC-FLATCABLE




### DESCRIPTION

0.8 m

### PART NO

36-3509-007

### SPARE PARTS AND ACCESSORIES



### DESCRIPTION

DC connector

### PART NO

15-5976-017

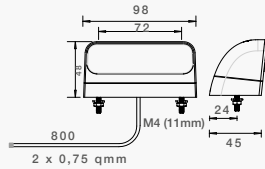
# 12V LAMPS NUMBER PLATE LIGHTS



## REGPOINT II LED NUMBER PLATE LIGHT LED



### DC-FLATCABLE



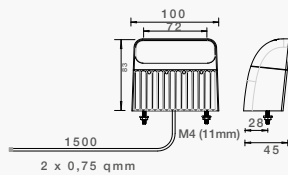
### DESCRIPTION

0,8 m  
1,5 m

### PART NO

36-3809-007  
36-3809-017

### VERSION FOR SINGLE MOUNTING, DC FLATCABLE



### DESCRIPTION

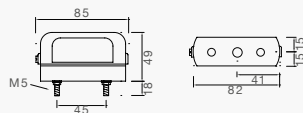
1,5 m

### PART NO

36-3869-007

## REGPOINT SMALL NUMBER PLATE LIGHT

### DC-FLATCABLE, BULB INCLUDED



### DESCRIPTION

0,8 m  
1,5 m

### PART NO

36-1209-017  
36-1209-027

### SPARE PARTS AND ACCESSORIES



### DESCRIPTION

lamp lose with grommet  
DC connector  
festoon 5W / 12V

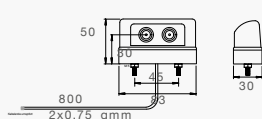
### PART NO

26-1200-007  
15-5976-017  
16-6605-017

## REGPOINT SMALL LED NUMBER PLATE LIGHT



### DC-FLATCABLE




### DESCRIPTION

0,8 m

### PART NO

36-1209-707

### SPARE PARTS AND ACCESSORIES



### DESCRIPTION

DC connector

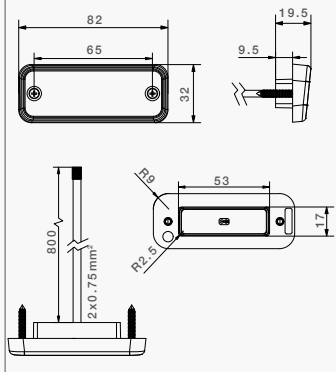
### PART NO

15-5976-017



## REGPOINT LED BUILT-IN NUMBER PLATE LAMP LED

### REGPOINT LED BUILT-IN 82mm

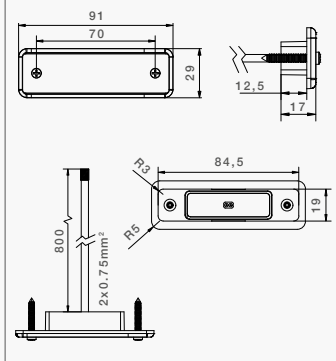


#### DESCRIPTION

0,8 m DC flat cable  
1,5 m with 6,3 flat cable

**PART NO**  
  
36-3904-407  
36-3904-607

### REGPOINT LED BUILT-IN 91mm



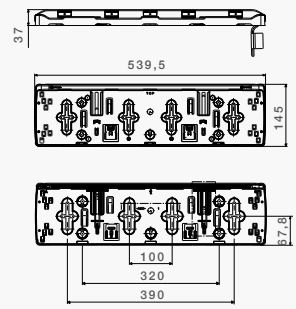

#### DESCRIPTION

0,5 m DC flat cable  
0,2 m with 6,3 flat cable  
0,5 m DC flat cable +  
housing

**PART NO**  
  
36-3904-007  
36-3904-207  
36-3904-017

## NUMBERPLATE BRACKET FLEXLED

### DC-FLATCABLE



#### DESCRIPTION

0,8 m cable



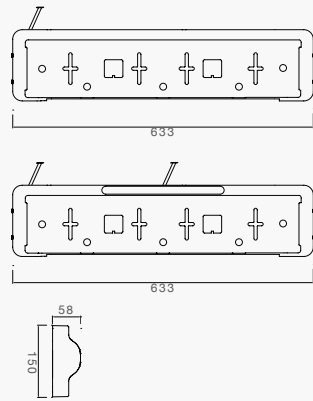
**PART NO**  
  
36-3704-287

# 12V LAMPS NUMBER PLATE HOLDER



## NUMBER PLATE BRACKET INCLUDING 2 X NUMBER PLATE LIGHT LED

### DC-FLATCABLE



### DESCRIPTION

0.8 m


0.8 m + 3rd stop light 1.0 m

### PART NO

36-3769-007

36-3769-017

### SPARE PARTS AND ACCESSORIES



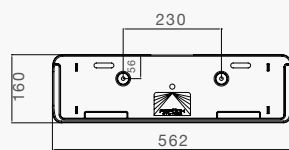
### DESCRIPTION

DC connector

### PART NO

15-5976-017

## NUMBER PLATE PAD

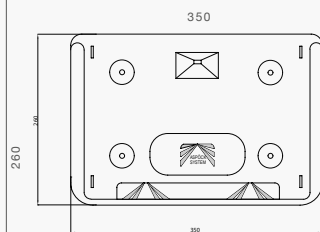


### DESCRIPTION

Number plate pad  
520 x 120 x 28 mm

### PART NO

15-5392-017



Number plate pad „Version  
UK“, 345 x 256 x 28 mm

15-5398-507

### SPARE PARTS AND ACCESSORIES



### DESCRIPTION

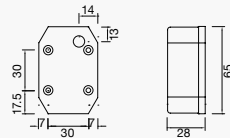
bracket for Regpoint Lamp

### PART NO

15-5398-067

**FLEXIPOINT I RED/WHITE END OUTLINE MARKER LAMP RED/WHITE**

DC-FLATCABLE, BULB INCLUDED



**DESCRIPTION**

**PART NO**

0.5 m

31-6509-047



0.5 m, straight rubber bracket, right

31-6569-707



0.5 m, straight rubber bracket, left

31-6569-717



2.5 m, flat bracket (mounting plan)

31-6569-377

1.0 m, bracket 100 mm

31-6569-627

**SPARE PARTS AND ACCESSORIES**



**DESCRIPTION**

**PART NO**

Flexipoint red/white, loose, without bulb

21-6513-007

lens red/white

18-8165-037

lens screws  
screws for bracket

14-0292-057

14-0392-057


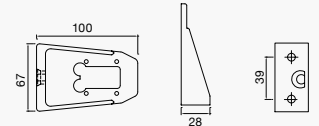

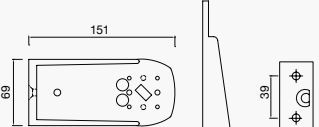

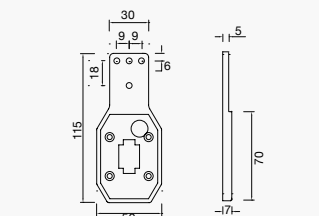

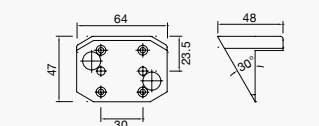

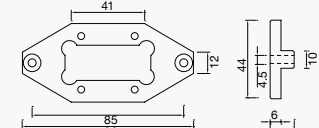

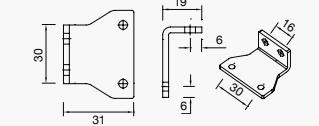

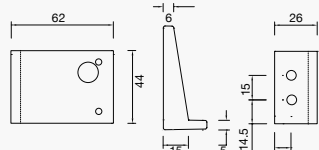
festoon 12V / 5W, SV8, 5-8

16-6605-017

DC connector

15-5976-017

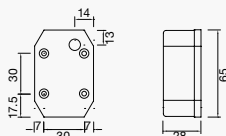
# 12V LAMPS END OUTLINE MARKER

Image	Dimensions	DESCRIPTION	PART NO
		bracket 100 mm	15-5310-107
		bracket 150 mm	15-5311-007
		straight rubber bracket	15-5312-107
		mud guard bracket	15-5314-107
		flat bracket	15-5316-007
		90° bracket	15-5318-007
		soft bracket	15-5316-707

## FLEXIPOINT LED RED/WHITE



### DC-FLATCABLE



#### DESCRIPTION

0.5 m  
3 m

#### PART NO

31-6309-027  
31-6309-037

**DIFFERENT BRACKETS ON PAGE 78**

### DC-FLATCABLE AND STRAIGHT RUBBER BRACKET



#### DESCRIPTION

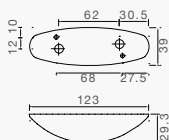
0.5 m left  
0.5 m right  
3 m left  
3 m right

#### PART NO

31-6369-047  
31-6369-057  
31-6369-067  
31-6369-077

## FLEXIPOINT II RED/WHITE END OUTLINE MARKER LAMP RED/WHITE

### DC-FLATCABLE, BULB INCLUDED (BLACK BASE)



#### DESCRIPTION

2.25 m  
0.25 m

#### PART NO

31-4709-007  
31-4709-027

### DC-FLATCABLE, BULB INCLUDED (GREY BASE)



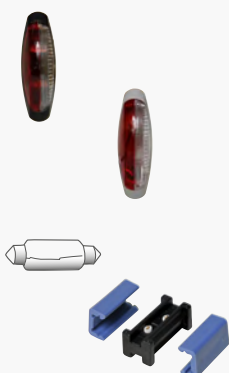
#### DESCRIPTION

2.50 m

#### PART NO

31-4709-037

### SPARE PARTS AND ACCESSORIES



#### DESCRIPTION

lamp loose with grommet  
black without bulb

#### PART NO

21-4700-007

lamp loose with grommet grey  
without bulb

21-4700-107

festoon 12V / 5W, SV8, 5-8

16-6605-017

DC connector

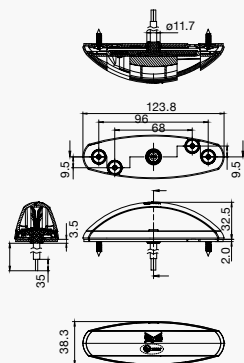
15-5976-017

# 12V LAMPS END OUTLINE MARKER

## FLEXIPOINT II LED RED/WHITE



### DC FLATCABLE (BLACK BASE)



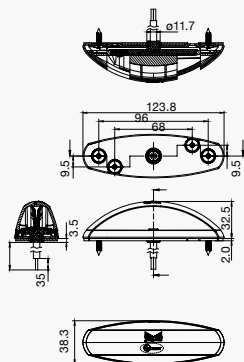
### DESCRIPTION

2.5 m DC cable,  
black base

### PART NO

31-8524-017

### DC FLATCABLE (GREY BASE)



### DESCRIPTION

2.5 m DC cable,  
grey base

5 m DC cable,  
grey base, reflector grey

### PART NO

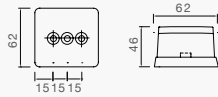
31-8524-027

31-8524-047



## SQUAREPOINT RED/WHITE END OUTLINE MARKER LAMP RED/WHITE

DC-FLATCALBE, BULB INCLUDED



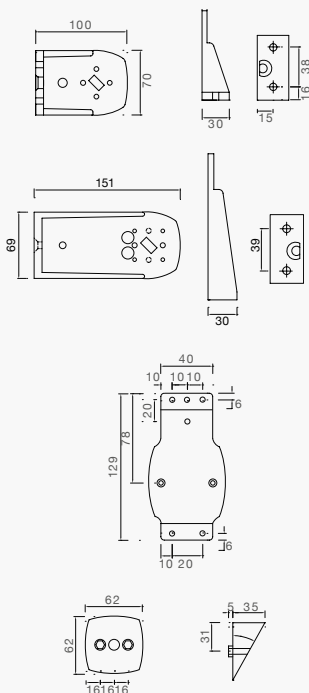
### DESCRIPTION

2 m

### PART NO

31-5709-007

## SPARE PARTS AND ACCESSORIES



### DESCRIPTION

Squarepoint red/white, loose without bulb

lens red/white

festoon 12V / 5W, SV8, 5-8

DC connector

bracket 100 mm

bracket 150 mm

straight rubber bracket

mud guard bracket

### PART NO

21-5700-007

18-8157-007

16-6605-017

15-5976-017

15-5310-007

15-5311-007

15-5312-007

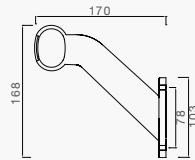
15-5314-007

# 12V LAMPS END OUTLINE MARKER



## SUPERPOINT II END OUTLINE MARKER LAMP RED/WHITE WITH SIDE MARKER LAMP, DC-FLATCABLE, BULB INCLUDED

### STANDARD VERSION



#### DESCRIPTION

1 m, right, cable entry below  
1 m, left, cable entry below

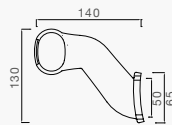
#### PART NO

31-3409-007  
31-3409-017

1 m, right, cable entry lateral  
1 m, left, cable entry lateral

31-3409-107  
31-3409-117

### ECOPOINT VERSION



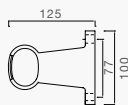
#### DESCRIPTION

1.0 m, right  
1.0 m, left

#### PART NO

31-3609-007  
31-3609-017

### SHORT VERSION



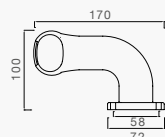
#### DESCRIPTION

1.0 m, left / right  
0.5 m, right - 90° bracket  
0.5 m, left - 90° bracket

#### PART NO

31-3709-017  
31-3769-007  
31-3769-017

### EARPOINT VERSION



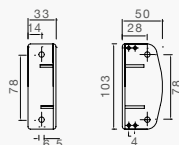

#### DESCRIPTION

1.0 m, left  
1.0 m, right

#### PART NO

31-3809-007  
31-3809-017

**SPARE PARTS AND ACCESSORIES**



**DESCRIPTION**

lens red / white / yellow

90° bracket (only for standard version and short version)

DC connector

bulb 12V / 4W BA9s

**PART NO**

18-8136-007

15-5313-007

15-5976-017

16-6104-017

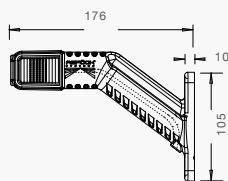
**SUPERPOINT IV LED**



**END OUTLINE MARKER LAMP LED RED/WHITE/ORANGE, DC FLAT CABLE**



**VERSION STANDARD, SIDE MARKER LAMP ORANGE**



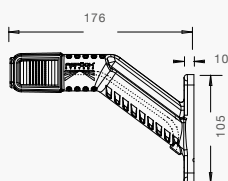
**DESCRIPTION**

1 m, right, SML orange  
1 m, left, SML orange

**PART NO**

31-3109-007  
31-3109-017

**VERSION STANDARD, SIDE MARKER LAMP RED**



**DESCRIPTION**

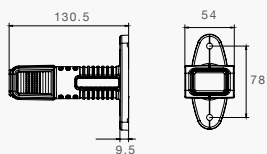
1 m, right, SML red  
1 m, left, SML red

**PART NO**

31-3109-047  
31-3109-057

# 12V LAMPS END OUTLINE MARKER

## SHORT VERSION

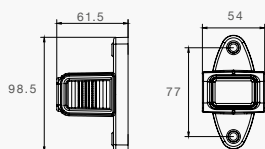


### DESCRIPTION

1 m, right, SML orange  
1 m, left, SML orange

**PART NO**  
31-3109-107  
31-3109-117

## DIRECT MOUNTING VERSION

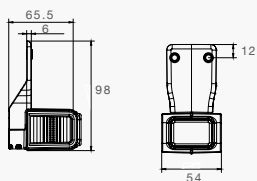


### DESCRIPTION

1 m, right, SML orange  
1 m, left, SML orange

**PART NO**  
31-3109-067  
31-3109-077

## PENDULAR BRACKET VERSION

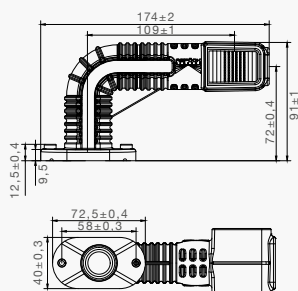


### DESCRIPTION

1 m, right, SML orange  
1 m, left, SML orange

**PART NO**  
31-3109-087  
31-3109-097

## VERSION „EARPOINT“



### DESCRIPTION

1 m, right, SML orange  
1 m, left, SML orange

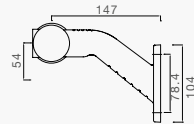
**PART NO**  
31-3109-127  
31-3109-137



## SUPERPOINT III LED

END OUTLINE MARKER LAMP LED RED/WHITE/ORANGE,  
DC FLAT CABLE, INCLUDING DC CONNECTION

### STANDARD VERSION



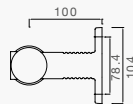
#### DESCRIPTION

1 m left  
1 m right

#### PART NO

31-3309-007  
31-3309-017

### SHORT VERSION



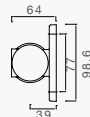
#### DESCRIPTION

1 m left / right

#### PART NO

31-3309-027

### DIRECT MOUNTING VERSION



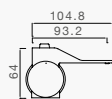
#### DESCRIPTION

1 m left / right

#### PART NO

31-3309-037

### PENDULAR BRACKET VERSION



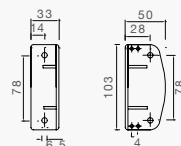
#### DESCRIPTION

1 m right  
1 m left

#### PART NO

31-3309-047  
31-3309-057

### SPARE PARTS AND ACCESSORIES



#### DESCRIPTION

DC connector

90° bracket (only for standard  
direct and short version)

#### PART NO

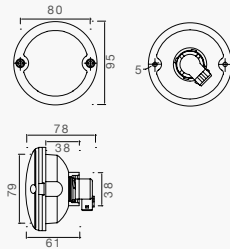
15-5976-017

15-5313-007

# 12V LAMPS DIRECTION INDICATOR

## DIRECTION INDICATOR - ROUNDPOINT CLEAR GLASS DESIGN

### 2PIN CONNECTION, BULB INCLUDED



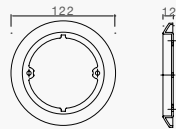
#### DESCRIPTION

direction lamp, orange

#### PART NO

21-7500-007

### SPARE PARTS AND ACCESSORIES



#### DESCRIPTION

ring chrome  
ring red  
ring orange

#### PART NO

15-5200-007  
15-5200-017  
15-5200-027



O-ring self adhesive

15-5111-207



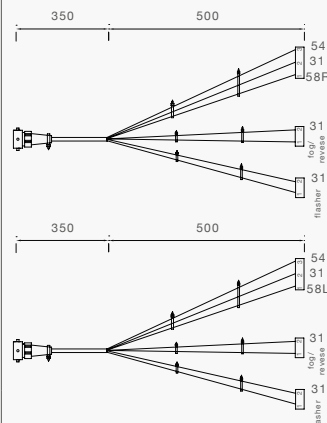
bulb 12V / 21W, BA15s  
(direction indicator, reverse and fog)

16-6121-017



2 pin connector, female  
for Roundpoint including con-  
tacts and single wire  
isolation in plastic bag

13-3081-014



right adapter, 5 pin bayonet  
on connection for Roundpoint  
(reverse or fog, tail, stop and  
direction lamp) female

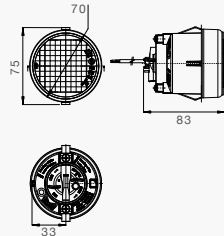
66-1563-007

left adapter, 5 pin bayonet  
on connection for Roundpoint  
(reverse or fog, tail, stop and  
direction lamp) female

66-1564-007

## ROUNDPOINT II DIRECTION INDICATOR

2 PIN WIRED, BULB INCLUDED



### DESCRIPTION

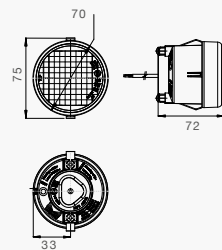
direction indicator, orange  
1.8 m open ended cable

### PART NO

31-7600-007

## ROUNDPOINT II LED DIRECTION INDICATOR

2 PIN WIRED



### DESCRIPTION

direction indicator, orange  
1.8 m open ended cable

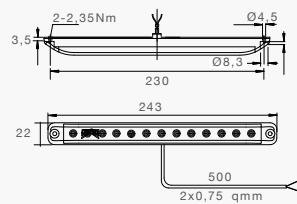


### PART NO

31-7600-707

## LINEPOINT I DIRECTION INDICATOR

2 PIN WIRED



### DESCRIPTION

direction indicator, 0.5 m  
open ended cable

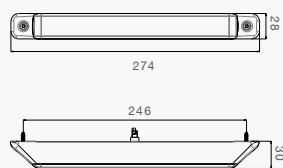


### PART NO

31-9221-007

## LINEPOINT II DIRECTION INDICATOR

2 PIN WIRED



### DESCRIPTION

direction indicator, 0.5 m  
open ended cable,  
360° Homologation

„progressive direction indicator“  
left 0.5 m open ended cable

„progressive direction indicator“  
right 0.5 m open ended cable



### PART NO

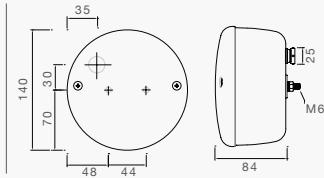
31-9231-007

31-9231-207

31-9231-217

# 12V LAMPS FOG LAMPS

## FOG LAMP 140 MM LED



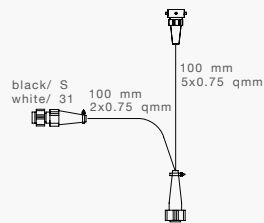
### DESCRIPTION

5 pin bayonet connector

### PART NO

27-8400-717

### SPARE PARTS AND ACCESSORIES



### DESCRIPTION

adapter for standard main cable with 5 pin bayonet (2 x 5 pin bayonet with connection for fog and reverse)

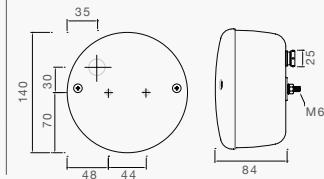
solution for electronic troubles

### PART NO

66-5041-007

see page 144

## FOG LAMP 140 MM



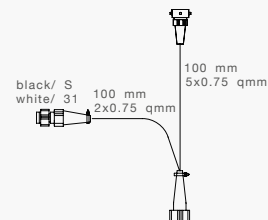
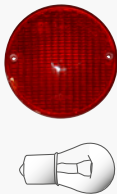
### DESCRIPTION

5 pin bayonet connector, bulb included

### PART NO

27-8000-517

### SPARE PARTS AND ACCESSORIES



### DESCRIPTION

lens + screws for fog lamp

bulb 12V / 21W, BA15s

adapter for standard main cable with 5 pin bayonet (2 x 5 bayonet with connection for fog and reverse)

### PART NO

18-8780-107

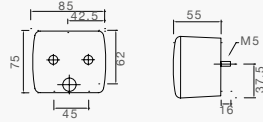
16-6121-017

66-5041-007



## FOGPOINT FOG LAMP

### 2 PIN CONNECTOR, BULB INCLUDED

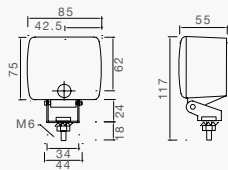


#### DESCRIPTION

0.2 m, including screws

#### PART NO

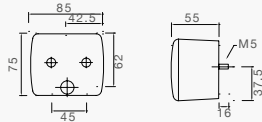
37-6603-037



0.3 m + bracket for 1 screw

37-0003-107

### DC FLATCABLE, BULB INCLUDED



#### DESCRIPTION

0.2 m

#### PART NO

37-6609-007

### SPARE PARTS AND ACCESSORIES



#### DESCRIPTION

lamp, including grommet,  
loose without bulb

#### PART NO

27-6600-017

lamp with bracket for 1  
screw, including grommet,  
loose without bulb

27-6610-017

lamp with bracket for 2  
screws, including grommet,  
loose without bulb

27-6610-027

lens

18-8766-007

DC connector

15-5976-017

bulb 12V / 21W, BA15s

16-6121-017

# 12V LAMPS FOG LAMPS

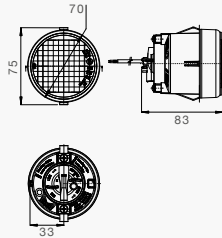
		<p><b>DESCRIPTION</b></p> <p>male connector, including contacts and grommet</p> <p>adapter for standard main cable (2 x 5 pin bayonet with DC-extension for fog/reverse)</p>	<p><b>PART NO</b></p> <p>13-0021-007</p> <p>66-5031-007</p>
--	--	----------------------------------------------------------------------------------------------------------------------------------------------------------------------------------	-------------------------------------------------------------

<p><b>FOG - ROUNDPOINT FOG LAMP IN CLEAR GLASS DESIGN</b></p>			
		<p><b>DESCRIPTION</b></p> <p>2 pin connector, bulb included</p>	<p><b>PART NO</b></p> <p>27-7500-007</p>

<p><b>SPARE PARTS AND ACCESSORIES</b></p>		<p><b>PART NO</b></p> <p>15-5200-007</p> <p>15-5200-017</p> <p>15-5200-027</p> <p>15-5111-207</p> <p>16-6121-017</p> <p>13-3081-014</p> <p>66-1563-007</p> <p>66-1564-007</p>
		<p><b>DESCRIPTION</b></p> <p>ring chrome</p> <p>ring red</p> <p>ring orange</p> <p>O-ring selfadhesive</p> <p>bulb 12V / 21W, BA15s</p> <p>2 pin connector, female for Roundpoint including contacts and single wire isolation in plastic bag</p> <p>right adapter, 5 pin bayonet on connection for Roundpoint (reverse or fog, tail, stop and direction lamp) female</p> <p>left adapter, 5 pin bayonet on connection for Roundpoint (reverse or fog, tail, stop and direction lamp) female</p>

## ROUNDPOINT II FOG LAMP

2 PIN, WIRED, BULB INCLUDED



### DESCRIPTION

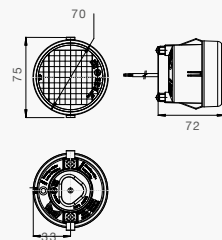
fog, red, 1.8 m open ended cable

### PART NO

37-7600-007

## ROUNDPOINT II LED FOG LAMP

2 PIN, WIRED



### DESCRIPTION

fog, red, 1.8 m open ended cable

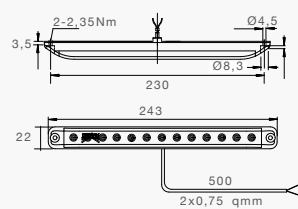


### PART NO

37-7600-707

## LINEPOINT I FOG LAMP

2 PIN, WIRED



### DESCRIPTION

fog, 0.5 m open ended cable,

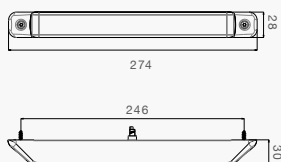


### PART NO

37-9220-007

## LINEPOINT II FOG LAMP

2 PIN, WIRED



### DESCRIPTION

fog, 0.5 m open ended cable,  
360° homologation



### PART NO

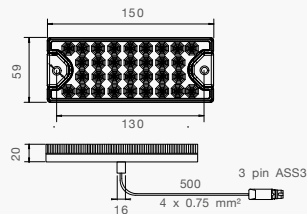
37-9230-007

# 12V LAMPS FOG LAMPS / REVERSING LAMPS



## MINILED II INDICATOR-STOP-TAIL-FOG-REVERSE LAMP

### FOG-REVERSE LAMP



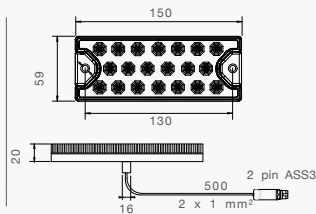
#### DESCRIPTION

0.5 m with open ended cable  
0.5 m with 3 pin ASS3

#### PART NO

32-7200-007  
32-7207-007

### FOG LAMP



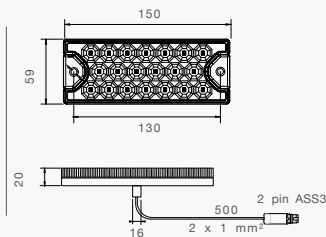
#### DESCRIPTION

0.5 m with open ended cable  
0.5 m with 2 pin ASS3

#### PART NO

37-7200-007  
37-7207-007

### REVERSE LAMP



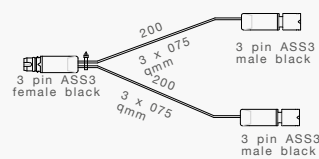
#### DESCRIPTION

0.5 m with open ended cable  
0.5 m with 2 pin ASS3

#### PART NO

38-7200-007  
38-7207-007

### SPARE PARTS AND ACCESSORIES




#### DESCRIPTION

Y-cable 3 pin ASS3

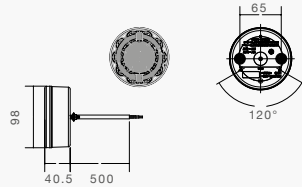
#### PART NO

65-6502-017

**BRASPOINT 98 MM**



**TAIL, FOG AND REVERSE LAMP  
HORIZONTAL**



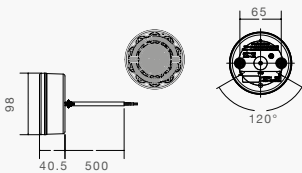
**DESCRIPTION**

0.5 m with open ended cable  
0.5 m with 8 pin bayonet

**PART NO**

33-8100-107  
33-8100-607

**TAIL, FOG AND REVERSE LAMP  
VERTICAL**




**DESCRIPTION**

0.5 m with open ended cable  
0.5 m with 8 pin bayonet

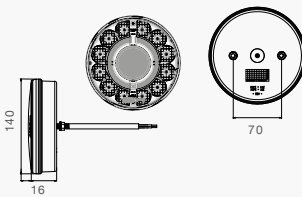
**PART NO**

33-8100-007  
33-8100-507

**BRASPOINT 140 MM**



**TAIL, FOG AND REVERSE LAMP**



**DESCRIPTION**

0.5 m with open ended cable  
0.5 m with 8 pin bayonet

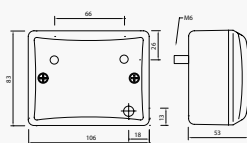
**PART NO**

33-8100-207  
33-8100-707

**REVERSING LAMP**



**DC FLATCABLE, BULB INCLUDED, 2 X M6 SCREWS**



**DESCRIPTION**

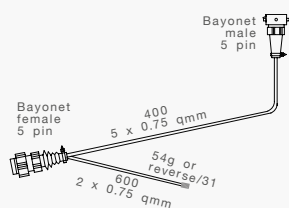
1.0 m

**PART NO**

38-6809-107

# 12V LAMPS FOG LAMPS / REVERSING LAMPS

## SPARE PARTS AND ACCESSORIES



### DESCRIPTION

amp including grommet, without bulb

DC-connector

bulb 12V / 21W, BA15s

adapter for standard main cable (2 x 5 pin bayonet with DC-extension for fog / reverse)

### PART NO

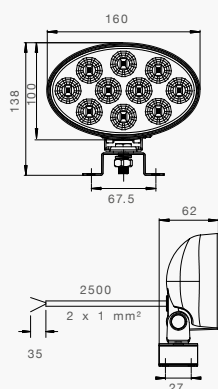
28-6810-007

15-5976-017

16-6121-017

66-5031-007

## REVERSING LAMP LED OVAL

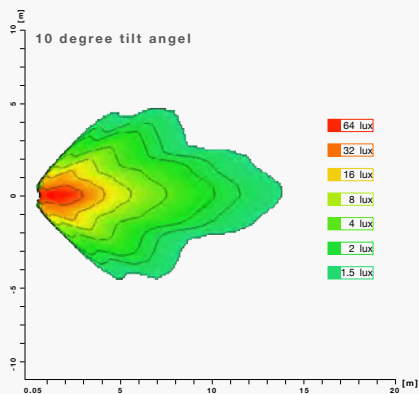


### DESCRIPTION

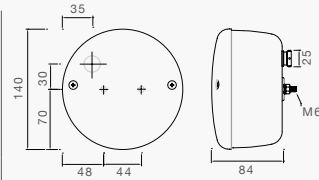
2.5 m with open ended cable

### PART NO

38-8200-007



**REVERSING LAMP 140 MM**



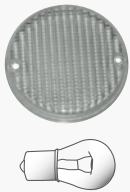
**DESCRIPTION**

5 pin bayonet connection,  
bulb included

**PART NO**

28-8001-517

**SPARE PARTS AND ACCESSORIES**



**DESCRIPTION**

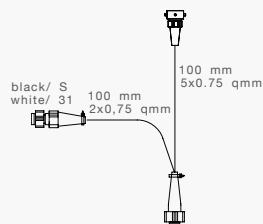
lens + screws  
for reversing lamp

**PART NO**

18-8880-107

bulb 12V / 21W, BA15s

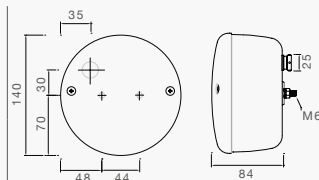
16-6121-017



adapter for standard main  
cable with 5 pin bayonet  
(2 x 5 pin bayonet with  
connection for fog / reverse)

66-5041-007

**REVERSING LAMP 140 MM LED**



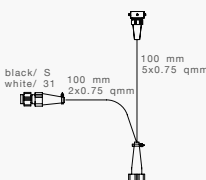
**DESCRIPTION**

5 pin bayonet connection

**PART NO**

28-8100-707

**SPARE PARTS AND ACCESSORIES**



**DESCRIPTION**

adapter for standard main  
cable with 5 pin bayonet  
(2 x 5 pin bayonet with  
connection for fog / reverse)

**PART NO**

66-5041-007

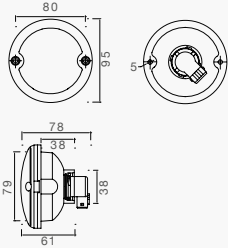
solution for electronic troubles

see page 144

# 12V LAMPS REVERSING LIGHTS



## REVERSING LAMP - ROUNDPOINT REVERSING LAMP WITH CLEAR GLASS DESIGN



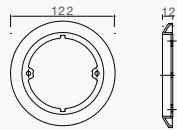
### DESCRIPTION

2 pin connector.  
bulb included

### PART NO

28-7500-007

## SPARE PARTS AND ACCESSORIES



### DESCRIPTION

ring chrome  
ring red  
ring orange

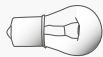
### PART NO

15-5200-007  
15-5200-017  
15-5200-027



O-ring self adhesive

15-5111-207



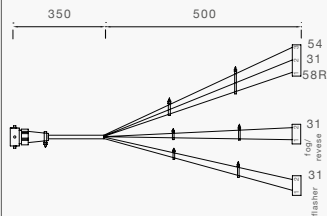
bulb 12V / 21W, BA15s

16-6121-017



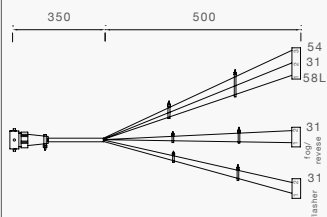
2 pin connector, female  
for Roundpoint including con-  
tacts and single wire  
isolation in plastic bag

13-3081-014



right adapter, 5 pin bayonet  
on connection for Roundpoint  
(reverse or fog, tail, stop and  
direction lamp)

66-1563-007



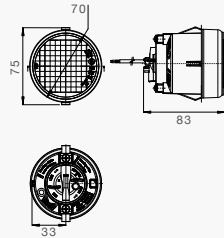
left adapter, 5 pin bayonet  
on connection for Roundpoint  
(reverse or fog, tail, stop and  
direction lamp)

66-1564-007



## ROUNDPOINT II REVERSING LAMP

2 PIN, WIRED, BULB INCLUDED



### DESCRIPTION

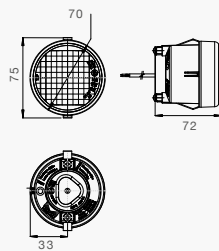
reverse, white, 1.8 m open ended cable

### PART NO

38-7600-007

## ROUNDPOINT II LED REVERSING LAMP

2 PIN, WIRED



### DESCRIPTION

reverse, white, 1.8 m open ended cable

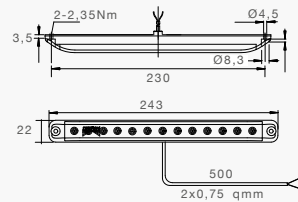


### PART NO

38-7600-707

## LINEPOINT I REVERSING LAMP

2 PIN, WIRED,



### DESCRIPTION

reverse, 0.5 m cable open ended cable

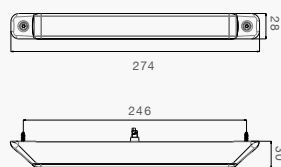


### PART NO

38-9220-007

## LINEPOINT II REVERSING LAMP

2 PIN, WIRED,



### DESCRIPTION

reverse, 0.5 m cable open ended cable, vertical  
reverse, 0.5 m cable open ended cable, horizontal



### PART NO

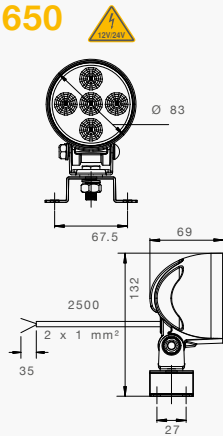
38-9230-007

38-9231-007



## WORKING LAMP LED

### WORKPOINT LED 650



#### GENERAL DESCRIPTION

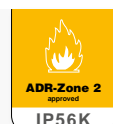
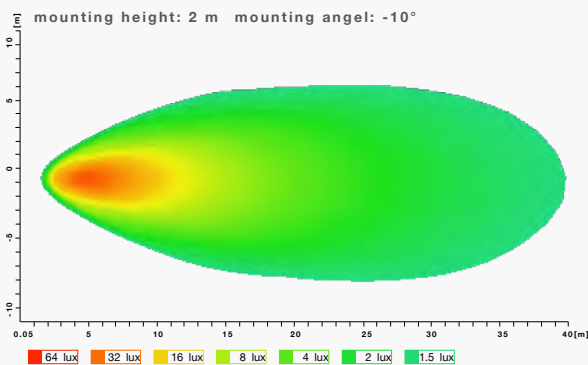
- long life expectancy
- very low current consumption
- water and steam resistant
- standard mounting
- all purpose (near field lighting and spot lighting)
- overheating protection

#### DESCRIPTION

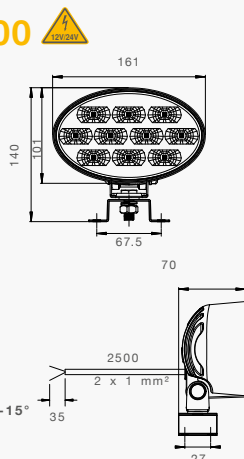
2.5 m with open ended cable

#### PART NO

39-6400-017



### WORKPOINT LED 800



#### GENERAL DESCRIPTION

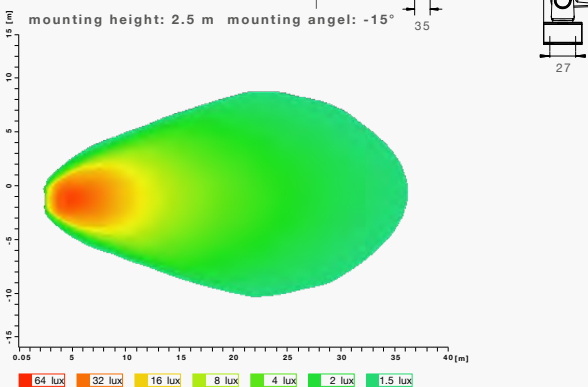
- long life expectancy
- very low current consumption
- water and steam resistant
- standard mounting
- all purpose (near field lighting and spot lighting)
- overheating protection

#### DESCRIPTION

2.5 m with open ended cable  
2 pin AMP connector  
Serie 180 923

#### PART NO

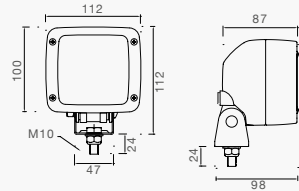
39-6800-017  
39-6801-007



**REVERSING-, FLOOD LAMP ASPÖCK**



**INCLUDING BULB 21 WATT**



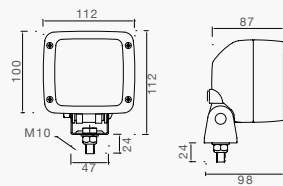
**DESCRIPTION**

PG connection

**PART NO**

28-9050-007

**INCL. BULB 55 WATT**



**DESCRIPTION**

PG connection

2 pin Deutsch connector

**PART NO**

28-9150-007

28-9160-007

**SPARE PARTS AND ACCESSORIES**



**DESCRIPTION**

bulb 12V / 21W, BA15s

**PART NO**

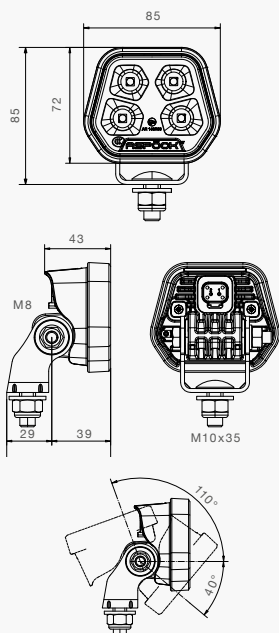
16-6121-017

# 12V LAMPS WORK LAMPS

## WORKPOINT II 1000



**E** R23



### GENERAL DESCRIPTION

- >100 Lumen/Watt
- 1000 Lumen
- 5700 Kelvin
- Approval as reversing light

### DESCRIPTION

- DT connector integrated, 60° beam angle
- 1,5m with open ended cable, 60° beam angle
- 1,5m ASS2, 60° beam angle

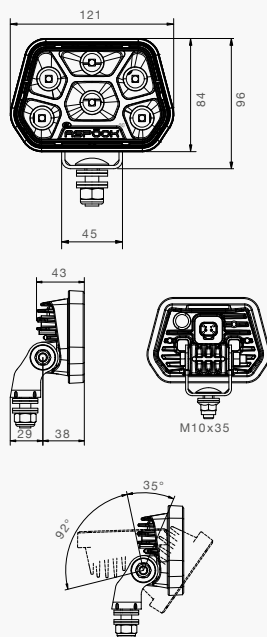
### PART NO

- 28-8524-017
- 38-8524-017
- 38-8524-067

## WORKPOINT II 1500



**E** R23



### GENERAL DESCRIPTION

- >125 Lumen/Watt
- 1500 Lumen
- 5700 Kelvin
- Approval as reversing light

### DESCRIPTION

- DT connector integrated, 60° beam angle
- 1,5m with open ended cable, 60° beam angle
- 1,5m with ASS2, 60° beam angle

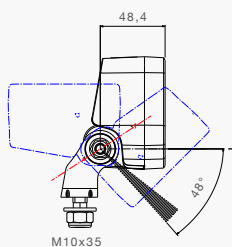
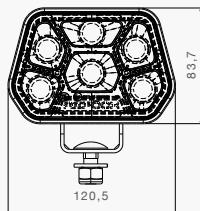
### PART NO

- 28-8524-007
- 38-8524-007
- 38-8524-057

## WORKPOINT II 3000



**E** R23



### GENERAL DESCRIPTION

- 100 Lumen/Watt
- 3000 Lumen
- 5700 Kelvin
- Approval as reversing light

### DESCRIPTION

DT connector integrated,  
20° beam angle

DT connector integrated,  
60° beam angle

1,5m with open ended cable,  
20° beam angle

1,5m with open ended cable,  
60° beam angle

### BEST. NR.

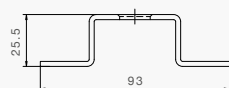
28-8524-037

28-8524-047

38-8524-037

38-8524-047

## ERSATZTEILE UND ZUBEHÖR



### DESCRIPTION

#### OMEGA HOLDING

Extension cable Workpoint II DT 3 m

Extension cable Workpoint II DT 5 m

Extension cable Workpoint II DT 6,5 m

Extension cable Workpoint II DT 8 m

Extension cable Workpoint II DT 10 m

Extension cable Workpoint II DT 12 m

### BEST. NR.

14-4302-227

69-0236-017

69-0236-007

69-0236-057

69-0236-027

69-0236-037

69-0236-047

# 12V LAMPS ROTATION LAMPS

## FLASHLED WITH ADJUSTABLE FLASH-PATTERN

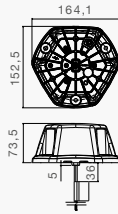
**E** R65

**EMC**

CISPR 25  
class 5+

  
ADR-Zone 2  
gemäß  
**IP6K9K**

### DIRECT MOUNTING



SINGLE  
FLASH



DOUBLE  
FLASH



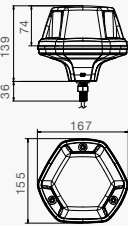
ROTATION



PART NO

39-9024-007

### SINGLE BOLT



SINGLE  
FLASH



DOUBLE  
FLASH



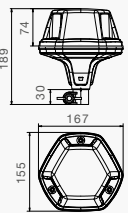
ROTATION



PART NO

39-9024-017

### DIN BRACKET



SINGLE  
FLASH



DOUBLE  
FLASH



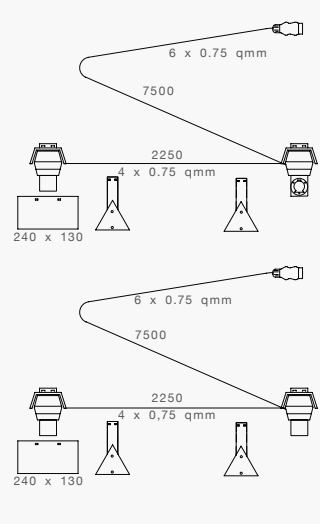

ROTATION



PART NO

29-9024-007

**CABLE LAMPS**



**DESCRIPTION**

as per drawing, with socket

as per drawing, without socket

**PART NO**

**81-3500-011**

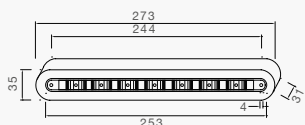
**81-3400-031**

# 12V LEUCHTEN ADDITIONAL BRAKE LAMPS



## 3RD STOP LIGHT LED

### DC-FLATCABLE



### DESCRIPTION

1 m, built-in without bracket

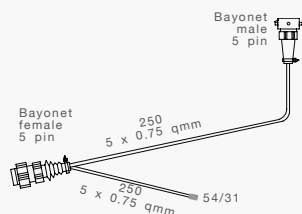

1 m, built-in with bracket

### PART NO

31-8909-007

31-8919-007

## SPARE PARTS AND ACCESSORIES



### DESCRIPTION

DC connector

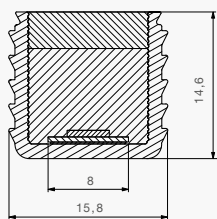
adapter for 3rd stop light 0.2 m + connection DC 0.2 m, fitting to connection cable with 5 pin bayonet

### PART NO

15-5976-017

66-5030-007

## FLEXLED CHMSL 1500mm 3RD STOP LIGHT



### DESCRIPTION

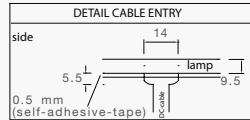
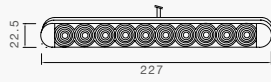
1,5 m with open ended cable

### PART NO

30-5101-737



### 3RD STOP LIGHT LED SELF ADHESIVE



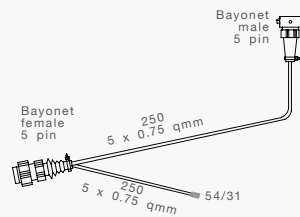

#### DESCRIPTION

0.2 m (open end)  
3.8 m DC flatcalbe

#### PART NO

31-8700-007  
31-8709-007

### SPARE PARTS AND ACCESSORIES



#### DESCRIPTION

DC connector


adapter for 3rd stop light 0.2 m + connection DC 0.2 m, fitting to connection cable with 5pin bayonet

#### PART NO

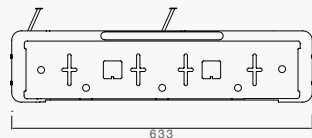
15-5976-017

66-5030-007

### 3RD STOP LIGHT LED INTEGRATED AT THE NUMBER PLATE PAD



#### DC-FLATCABLE



#### DESCRIPTION

0.8 m / 1 m (stop light)

#### PART NO

36-3769-017

### SPARE PARTS AND ACCESSORIES



#### DESCRIPTION

DC connector

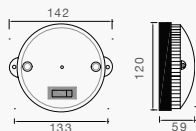
#### PART NO

15-5976-017

# 12V LEUCHTEN INTERIOR LAMPS

## INPOINT INTERIOR LAMP WITH SWITCH

### DC FLATCABLE BULB INCLUDED




### DESCRIPTION

2.5 m  
3.5 m  
4.5 m  
6.5 m

### PART NO

39-8209-007  
39-8209-067  
39-8209-047  
39-8209-097

### SPARE PARTS AND ACCESSORIES



### DESCRIPTION

lamp loose including bulb  
  
bulb 12V / 21W, BA15s  
  
DC connector

### PART NO

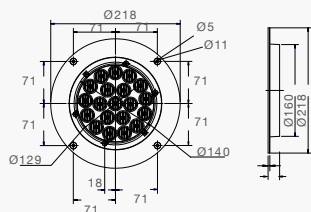
29-8200-007  
  
16-6121-017  
  
15-5976-017

## INTERIOR LAMP LED ROUND

480 LUMEN



### SINGLE CONDUCTOR



### DESCRIPTION

200 mm

### PART NO

29-8410-107

### DC FLATCABLE



### DESCRIPTION

2.5 m

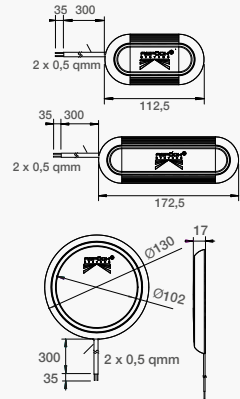
### PART NO

39-8409-007

**INPOINT III LED INTERIOR LAMP LED** 



**WITHOUT SWITCH**

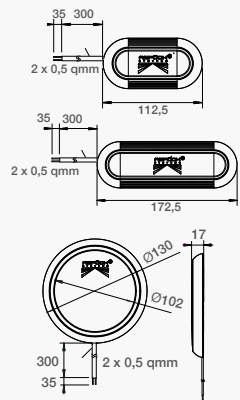


**DESCRIPTION**

- short, 0.3 m open ended cable
- long, 0.3 m open ended cable
- round, 0.3 m open ended cable

PART NO
39-8900-157
39-8900-007
39-8900-307

**WITH SWITCH**



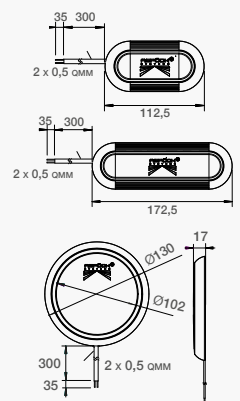
**DESCRIPTION**

- short, 0.3 m open ended cable
- long, 0.3 m open ended cable
- round, 0.3 m open ended cable



PART NO
39-8900-257
39-8900-107
39-8900-407

**WITH MOTION SENSOR**



**DESCRIPTION**

- short, 0.3 m open ended cable
- long, 0.3 m open ended cable
- round, 0.3 m open ended cable

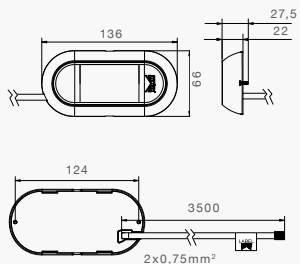


PART NO
39-8900-207
39-8900-057
39-8900-357

# 12V LAMPS INTERIOR LAMPS

## INTERIOR LAMP LED

### WITHOUT SWITCH



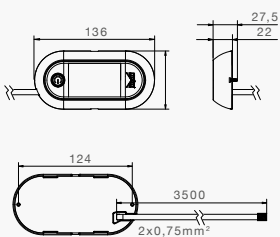
### DESCRIPTION

3,5 m DC white  
3,5 m DC white/blue

### PART NO

39-8209-007  
39-8209-067

### WITH SWITCH



### DESCRIPTION

3,5m DC white  
3,5m DC white/blue

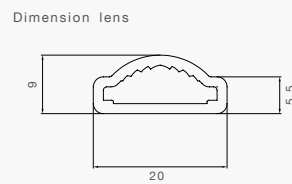
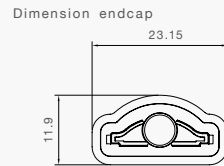

### PART NO

39-8900-167  
39-8900-177



## TUBEPOINT INTERIOR LAMP LED

### DC FLAT CABLE



#### DESCRIPTION

Tubepoint 12V 450 mm,  
0.25 m DC  
Tubepoint 12V 900 mm,  
0.25 m DC  
Tubepoint 12V 1.350 mm,  
0.25 m DC

#### PART NO

21-8004-027  
21-8004-057  
21-8004-087

### P&R CABLE



#### DESCRIPTION

Tubepoint 12V 450 mm,  
0.25 m P&R  
Tubepoint 12V 900 mm,  
0.25 m P&R  
Tubepoint 12V 1.350 mm,  
0.25 m P&R

#### PART NO

21-8004-007  
21-8004-037  
21-8004-067

### SPARE PARTS AND ACCESSORIES



#### DESCRIPTION

pendular bracket

#### PART NO

21-8007-107



profile bracket

21-8007-117



direct mounting bracket

21-8007-127




fixation clip


21-8007-137



# 12V Cables



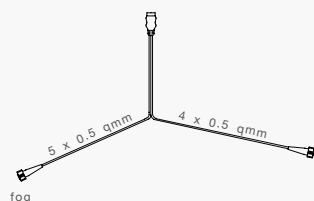




# 12V CABLES MAIN CABLES

## 7 PIN PLUG DIN ISO 1724

### 5 PIN BAYONET CONNECTOR

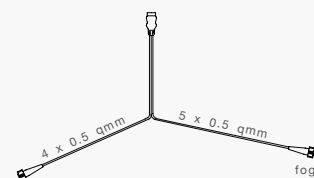


#### DESCRIPTION

maincable 3.0 m  
maincable 3.5 m  
maincable 4.0 m  
maincable 4.5 m  
maincable 5.0 m

#### PART NO

58-1022-287  
58-1022-137  
58-1022-037  
58-1022-087  
58-1022-047

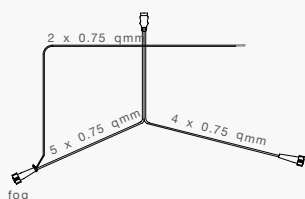


maincable 4.0 m  
maincable 5.0 m

58-1022-787  
58-1022-677

## 7 PIN PLUG DIN ISO 1724 WITH 1 x DC EXTENSION

### 5 PIN BAYONET CONNECTOR



#### DESCRIPTION

maincable 4.5 m, extension 4.5 m  
maincable 5.0 m, extension 5.0 m

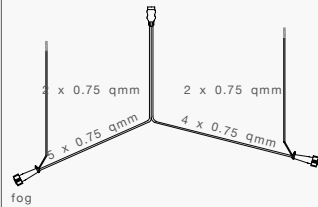
#### PART NO

58-1093-067  
58-1093-057



## 7 PIN PLUG DIN ISO 1724 WITH 2 x DC EXTENSIONS

### 5 PIN BAYONET CONNECTOR



### DESCRIPTION

maincable 5.2 m,  
extensions 3.0 m  
maincable 7.0 m,  
extensions 4.7 m

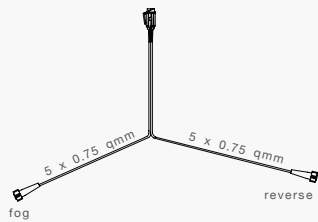
### PART NO

58-1098-137

58-1098-107

## 13 PIN PLUG DIN ISO 11446

### 5 PIN BAYONET CONNECTOR



### DESCRIPTION

maincable 3.5 m  
maincable 4.0 m  
maincable 4.5 m  
maincable 5.0 m  
maincable 6.1 m

### PART NO

58-2008-407

58-2008-017

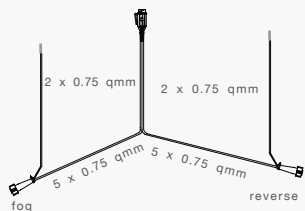
58-2008-057

58-2008-027

58-2008-077

## 13 PIN PLUG DIN ISO 11446 WITH 2 x EXTENSIONS DC

### 5 PIN BAYONET CONNECTOR



### DESCRIPTION

maincable 4.5 m,  
extensions 2.5 m  
maincable 5.0 m,  
extensions 3.0 m  
maincable 6.0 m,  
extensions 4.5 m  
maincable 7.0 m,  
extensions 4.7 m  
maincable 8.0 m,  
extensions 6.0 m

### PART NO

58-2040-537

58-2040-527

58-2040-517

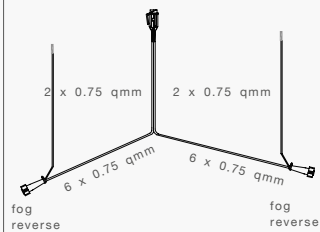
58-2040-257

58-2040-017

# 12V CABLES MAIN CABLES

## 13 PIN PLUG DIN ISO 11446 WITH 2 x EXTENSIONS DC

### 8 PIN BAYONET CONNECTOR

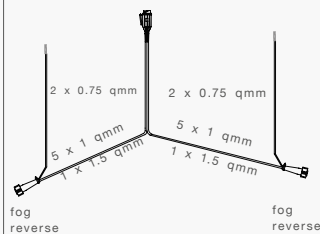


### DESCRIPTION

maincable 8.0 m,  
extensions 6.0 m

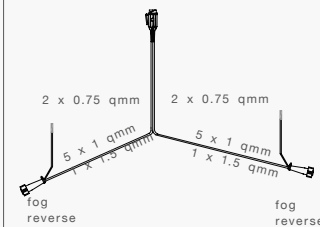
### PART NO

58-2071-117



maincable 10.0 m,  
extensions 7.5 m

58-2071-107



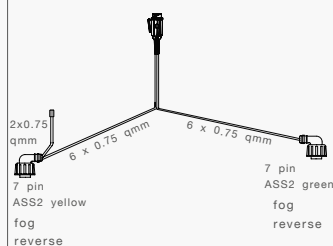
maincable 12.0 m,  
extensions 0.2 m  
maincable 14.0 m,  
extensions 0.2 m

58-2071-037

58-2071-027

## 13 PIN PLUG DIN ISO 11446 WITH 1 x EXTENSIONS DC

### 7 PIN ASS2 CONNECTOR



### DESCRIPTION


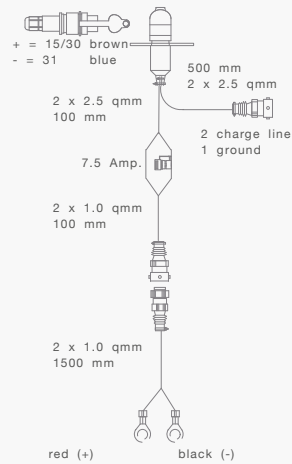
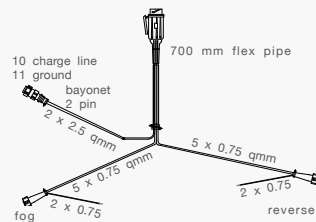
maincable 5.5 m,  
extension 0.1 m

### PART NO

58-2078-007

## 13 PIN PLUG DIN ISO 11446 WITH 2 x EXTENSIONS DC AND EXTENSION FOR CHARGE LINE

### 5 PIN BAYONET CONNECTOR



### DESCRIPTION

maincable 5.0 m,  
extensions DC 0.1 m  
extension charge line 3.3 m

maincable 6.0 m,  
extensions DC 0.1 m  
extension charge line 4.0 m

maincable 8.0 m,  
extensions DC 0.1 m  
extension charge line 5.0 m

Harness E-pump  
(suitable to 58-2063-...)  
with fuse 7.5A and  
connection to external electric  
charge (as per drawing)

battery cable black 1.05 m

battery cable red 0.68 m

### PART NO

58-2063-007

58-2063-017

58-2063-027

58-9504-007

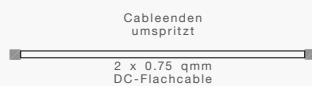
71-9442-417

71-9443-607

# 12V CABLE MAIN CABLES

## DC - FLAT CABLES

### DC EXTENSIONS (OVERMOULDED ENDS)




#### DESCRIPTION

2.0 m  
3.0 m  
4.0 m  
5.0 m  
6.0 m  
7.0 m  
8.0 m  
9.0 m  
12.0 m

#### PART NO

68-5500-007  
68-5500-077  
68-5500-017  
68-5500-117  
68-5500-027  
68-5500-047  
68-5500-037  
68-5500-137  
68-5500-127

### SPARE PARTS AND ACCESSORIES



#### DESCRIPTION


DC-connector

#### PART NO

15-5976-017

## CONNECTION CABLES PLUGS - PLUGS

### 2 x 7 PIN PLUG DIN ISO 1724



#### DESCRIPTION

2.3 m cable 7 x 0.75 mm<sup>2</sup>  
2.8 m cable 7 x 0.75 mm<sup>2</sup>  
2.8 m cable 7 x 1.5 mm<sup>2</sup>  
3.3 m cable 5 x 1 + 2 x 2.5 mm<sup>2</sup>

#### PART NO

51-0050-387  
51-0050-007  
51-0052-007  
51-0056-017

VARIOUS CABLES

**2 x 13 PIN PLUGS DIN ISO 11446**



**DESCRIPTION**

1.3 m cable 7 x 1 + 1 x 1.5 mm<sup>2</sup>  
3.0 m cable 7 x 1 + 1 x 1.5 mm<sup>2</sup>

**PART NO**

52-0091-017  
52-0091-007

**PLUG - COUPLING EXTENSION CABLE**

**7 PIN PLUG, 7 PIN COUPLING DIN ISO 1724**



**DESCRIPTION**

1.0 m cable 7 x 0.75 mm<sup>2</sup>  
3.0 m cable 7 x 0.75 mm<sup>2</sup>  
7.0 m cable 7 x 0.75 mm<sup>2</sup>

**PART NO**

51-0150-117  
51-0150-007  
51-0150-017

**13 PIN PLUG, 13 PIN COUPLING DIN ISO 11446**



**DESCRIPTION**

7.5 m cable 7 x 1.5 + 5 x 2.5 mm<sup>2</sup>

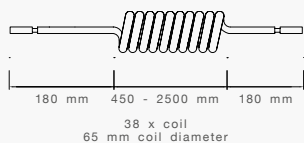
**PART NO**

52-5180-017

# 12V CABLES VARIOUS CABLES

## COILED CABLE FLEXIBLE CONNECTION CABLE

7 x 1 + 1 x 1.5 + 3 x 2.5 MM<sup>2</sup>, OPEN END, MAX. LENGHT 2.86 M



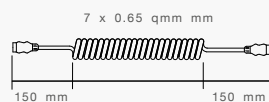
### DESCRIPTION

0.8 m

### PART NO

17-7910-507

8 x 1 MM<sup>2</sup>, 2 x 7 PIN PLUG DIN ISO 1724, MAX. LENGHT 1.32 M



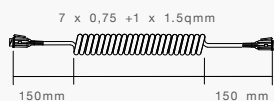
### DESCRIPTION

0.5 m

### PART NO

51-0233-007

2 X 13 PIN PLUG DIN ISO 11446, MAX. LENGHT 0.86



### DESCRIPTION

0.5 m

### PART NO

52-0233-007

# CABLES SOLD BY THE METER

## CABLES

CABLE	WIRE COLOUR	DIAMETER	M PER DRUM	M PER REEL	LOOSE	PART NO
<b>2 CORES</b>						
2 x 0.75 (DC)	brown, white	5.7 x 3.6 mm	5000 m	100 m 200 m	25 m	17-7200-007 17-7200-067 17-7200-077 17-7200-057
2 x 1	brown, white	5.2 mm		100 m		17-7213-257
2 x 1.5	brown, white	6.0 mm		100 m	25 m	17-7223-027 17-7223-017
2 x 1.5 (P&R)	brown, white	6.6 x 3.9 mm	4000 m	200 m		17-7225-107 17-7225-127
2 x 2.5	brown, blue	7.4 mm	2200 m	100 m		17-7232-007 17-7232-017
<b>4 CORES</b>						
4 x 0.75	black, white, red, yellow	6.0 mm	3000 m	100 m	25 m	17-7400-007 17-7400-027 17-7400-017

# 12V CABLE SETS CABLES SOLD BY THE METER

CABLE	WIRE COLOUR	DIAMETER	M PER DRUM 	M PER REEL 	LOOSE 	PART NO
<b>5 CORES</b>						
<b>5 x 0.75 right</b>	black, white, red, yellow, blue	6.4 mm	2600 m	100 m	25 m	17-7500-007 17-7500-027 17-7500-017
<b>4 x 0.75 + 1 x 1.5</b>	black, red, yellow, blue, white	6.5 mm	2600 m	100 m		17-7502-007 17-7502-017
<b>6 CORES</b>						
<b>6 x 0.75</b>	black, brown, white, red, yellow, green	6.9 mm	2000 m	100 m	25 m	17-7600-007 17-7600-027 17-7600-017
<b>7 CORES</b>						
<b>7 x 0.75</b>	black, brown, white, red, yellow, green, blue	7.0 mm	1000 m	100 m	25 m	17-7700-007 17-7700-027 17-7700-017
<b>7 x 1</b>	black, brown, white, red, yellow, green, blue	7.3 mm	2000 m	100 m		17-7710-007 17-7710-017
<b>7 x 1.5</b>	black, brown, white, red, yellow, green, blue	8.2 mm		100 m		17-7720-017




CABLE	WIRE COLOUR	DIAMETER	M PER DRUM 	M PER REEL 	LOOSE 	PART NO
<b>8 CORES</b>						
7 x 1 + 1 x 1.5	black, brown, grau, red, yellow, green, blue, white	8.6 mm	1500 m	50 m		17-7898-007 17-7898-017
<b>12 CORES</b>						
7 x 1.5 + 5 x 2.5	grau, brown, green, yellow, blue, black, red, white, red/white, black/white, brown/red, brown/blue	12.5 mm	600 m	25 m	25 m	17-7945-007 17-7945-047 17-7945-037

# 12V Connection Elements







# 12V CONNECTION ELEMENTS PLUGS

## PLUGS 7 PIN

### DIN ISO 1724



#### DESCRIPTION

7 x flat connections, PVC,  
grommet single 7 mm

7 x flat connections, PVC,  
grommet single 11.5 mm

7 x flat connections, PVC,  
grommet, double 2 x 6 mm

7 x screw connections, PVC,  
grommet, single 8.6 mm

#### PART NO

13-3000-007

13-3000-017

13-3000-057

13-3000-107



7 x flat connections, ALU

7 x screw connections, ALU

13-3005-007

13-3015-007

### DIN ISO 3732



#### DESCRIPTION

7 x screw connections, PVC

#### PART NO

13-3004-007

### SPARE PARTS AND ACCESSORIES



#### DESCRIPTION

plug holder Aspöck for 7 pin  
or 13 pin plug

#### PART NO

15-5930-007



plug holder for 7 pin  
or 13 pin plug

15-5931-007

## PLUGS 13 PIN

DIN ISO 11446



### DESCRIPTION

13 screw connections, PVC

### PART NO

13-3037-007

## SPARE PARTS AND ACCESSORIES




### DESCRIPTION

plug holder Aspöck for 7 pin  
or 13 pin plug

### PART NO

15-5930-007



plug holder for 7 pin  
or 13 pin plug

15-5931-007

# 12V CONNECTION ELEMENTS PLUGS

## PLUGS 3 PIN

DIN ISO 9680



### DESCRIPTION

3 x flat connections, PVC

### PART NO

13-3093-507

## PLUGS MULTICON 13 PIN



### DESCRIPTION

13 x flat connections, PVC

### PART NO

13-3009-007

## SPARE PARTS AND ACCESSORIES




### DESCRIPTION

plug holder Aspöck for 7 pin  
or 13 pin plug

### PART NO

15-5930-007



plug holder for 7 pin  
or 13 pin plug

15-5931-007

**SOCKETS 7 PIN**

**DIN ISO 1724**



**DESCRIPTION**

7 x flat connections, PVC

16 x flat connections, PVC

7 x flat connections, ALU

7 x screw connections, PVC,  
fog deactivation

7 x screw connection nickel,  
PVC

**PART NO**

13-3105-007

13-3106-007

13-3105-107

13-3107-007

13-3105-017

**DIN ISO 3732**




**DESCRIPTION**

7 x screw connections, PVC,  
triple grommet included

**PART NO**

13-3109-017

**SPARE PARTS AND ACCESSORIES**



**DESCRIPTION**

single grommet for socket

triple grommet for socket

spacer ring (10 mm)

**PART NO**

15-5000-007

15-5000-017

15-5940-007

# 12V CONNECTION ELEMENTS SOCKETS

## SOCKETS 13 PIN

DIN ISO 11446



### DESCRIPTION

13 x screw connection, PVC,  
single grommet included  
+ fog deactivation

### PART NO

13-3137-007

## SPARE PARTS AND ACCESSORIES



### DESCRIPTION

single grommet for socket

### PART NO

15-5000-007



triple grommet for socket

15-5000-017



spacer ring (10 mm)

15-5940-007

## SOCKETS 3 PIN

DIN ISO 9680



### DESCRIPTION

3 x flat connections, PVC

### PART NO

13-3193-507



# ADAPTER

## ADAPTER 13 TO 7

DIN ISO 11446 TO DIN ISO 1724



### DESCRIPTION

short adapter

### PART NO

50-2100-007

## ADAPTER 7 TO 13

DIN ISO 1724 TO DIN ISO 11446



### DESCRIPTION

short adapter

### PART NO

13-3282-007

## ADAPTER MULTICON TO 13 PIN

MULTICON TO DIN ISO 11446



### DESCRIPTION

Adapter 0.3 m, 12 pin

### PART NO

50-4280-007

## COUPLING SOCKET 7 PIN

DIN ISO 1724



### DESCRIPTION

7 x screw connections, PVC

### PART NO

13-3103-007

## COUPLING SOCKET 13 PIN

DIN ISO 11446



### DESCRIPTION

13 x screw connections, PVC

### PART NO

13-3137-097

## BAYONET CONNECTOR 2 PIN

2 PIN BAYONET CONNECTOR INCLUDING CONTACTS AND GROMMETS IN PLASTIC BAG AND ASSEMBLY CONSTRUCTION



### DESCRIPTION

black, female, single grommet,  
socket terminal

black, male, single grommet,  
pin terminal

### PART NO

13-0226-034

13-0236-004

# BAYONET CONNECTOR

## BAYONET CONNECTOR 5 PIN

### 5 PIN BAYONET CONNECTOR INCLUDING CONTACTS AND GROMMETS IN PLASTIC BAG AND ASSEMBLY CONSTRUCTION



#### DESCRIPTION

yellow, female, single and double grommet, socket terminal

green, female, single and double grommet, socket terminal

black, female, single and double grommet, socket terminal

black, male, single and double grommet, pin terminal

#### PART NO

13-0521-044

13-0523-044

13-0546-044

13-0536-044

## BAYONET CONNECTOR 8 PIN

### 8 PIN BAYONET CONNECTOR INCLUDING CONTACTS AND GROMMETS IN PLASTIC BAG AND ASSEMBLY CONSTRUCTION



#### DESCRIPTION

yellow, female, single and double grommet

green, female, single and double grommet

black, female, single and double grommet, socket terminal

black, male, single and double grommet, pin terminal

#### PART NO

15-0821-507

15-0822-507

13-0828-034

13-0838-054

# 12V CONNECTION ELEMENTS ASSII, AMP

## BAYONET CONNECTOR 15 PIN

15 PIN BAYONET CONNECTOR INCLUDING CONTACTS AND GROMMET IN PLASTIC BAG AND ASSEMBLY CONSTRUCTION



### DESCRIPTION

black, male, single grommet  
10.5 mm, socket terminal

### PART NO

13-1530-004

black, female, single grommet  
10.5 mm, pin terminal

13-1540-004

## ASS II 7 PIN

7 PIN ASS2 CONNECTOR FEMALE INCLUDING CONTACTS AND VARIOUS GROMMETS AND ASSEMBLY CONSTRUCTION



### DESCRIPTION

left, yellow, socket terminal

### PART NO

13-5626-941

right, green, socket terminal

13-5626-951

## AMP 7 PIN

7 PIN AMP CONNECTOR FEMALE INCLUDING CONTACTS AND 6.5 MM GROMMETS IN PLASTIC BAG



### DESCRIPTION

black socket terminal

### PART NO

13-3424-024

## ASS3 CONNECTOR

3 PIN AMP CONNECTOR FEMALE INCLUDING CONTACTS AND 6.5 MM GROMMETS IN PLASTIC BAG



### DESCRIPTION

ASS3 3 pin male  
ASS3 3 pin female

### PART NO

13-0332-281  
13-0322-281

## SYSTEMS ASS2 - BOX PACKING



### DESCRIPTION

ASS3 17 pin male  
ASS3 17 pin female

### PART NO

13-1732-001  
13-1722-001

# 12V Reflectors







# 12V REFLECTORS

## REFLECTORS

### TRIANGLE REFLECTORS



#### DESCRIPTION

red, screwable

red, self adhesive

red, screwable, Ø145

#### PART NO

15-5400-007

15-5400-557

15-5400-607

### ROUND, 60 MM



#### DESCRIPTION

white, screwable

white, self adhesive

red, screwable  
red, self adhesive with hole

red, self adhesive

yellow, screwable  
yellow, self adhesive with hole

yellow, self adhesive

#### PART NO

15-5410-007

15-5410-017

15-5411-007

15-5411-047


15-5411-017

15-5412-007

15-5412-047

15-5412-017

### ROUND, 80 MM



#### DESCRIPTION

white, screwable

white, self adhesive with hole

red, screwable  
red, self adhesive with hole

yellow, screwable

#### PART NO

15-5420-007

15-5420-017

15-5421-007

15-5421-017

15-5422-007



**90 x 40 MM**



**DESCRIPTION**

white, screwable  
white, self adhesive  
red, screwable  
red, self adhesive  
yellow, screwable  
yellow, self adhesive with hole  
yellow, self adhesive

**PART NO**

15-5430-007  
15-5430-017  
15-5431-007  
15-5431-017  
15-5432-007  
15-5432-047  
15-5432-017

**76 x 34 MM**



**DESCRIPTION**

white, self adhesive  
yellow, self adhesive

**PART NO**

15-5434-017  
15-5435-017

**69 x 31,5 MM**



**DESCRIPTION**

white, self adhesive  
red, self adhesive  
yellow, self adhesive

**PART NO**

15-5437-017  
15-5438-017  
15-5439-017

**MOUNTED BRACKET INCLUDED**



**DESCRIPTION**

white, 76 x 34 mm  
white, 60 mm

**PART NO**

15-5434-157  
15-4120-017

# 12V Various







# 12V VARIOUS LCG

## GENERAL ADVICE!

LED lighting draws less current than Incandescent lamps.

This is known to cause problems with certain vehicle bulb failure monitoring systems, across all manufacturers.

The low power consumption of led lamps can lead to a visual error message to the driver.

As monitoring of the direction indicator is a mandatory requirement, we recommend Aspöck LED lamps are always used in conjunction with our LED Control Gear „LCG“ Aspöck cannot accept any liability for incompatibility of the „LCG“ with the non-mandatory functions, these are provided for driver convenience. With the variation of vehicle types available it is impossible for Aspöck to verify every combination.

It is the Driver of the vehicles legal responsibility to check all lighting is operating correctly.

It must also be noted that the maximum current for each function is 3A. Please take care if connecting a vehicle to an „AC source or pulsed DC“ as this will lead to component failure.

No liability will be accepted for the use of „LCG“ with non-approved Vehicles or lamps.

Aspöck accepts no other terms and installation of our products will be deemed as full acceptance of our terms and conditions.

## \* LCG 7 CHANNEL MONITORING OF: TAIL LIGHT, STOP LIGHT, DIRECTION INDICATOR, REVERSE LAMP AND FOG LIGHT



- patented functioning system
- indicator monitoring ensured
- no failure messages with onboard computers
- completely waterproof light system incl. rear lamp possible

### 12 VOLT



**ATTENTION:**  
permanent plus required!!!

#### DESCRIPTION

- 1 x entry, 17 pin ASS3, male
- 1 x exit, 17 pin ASS3, female
- 9 pin (7 light functions + ground + permanent plus)

**PART NO**  
76-5132-007

### SPARE PARTS AND ACCESSORIES



#### DESCRIPTION

- ASS3 17 pin male
- ASS3 17 pin female

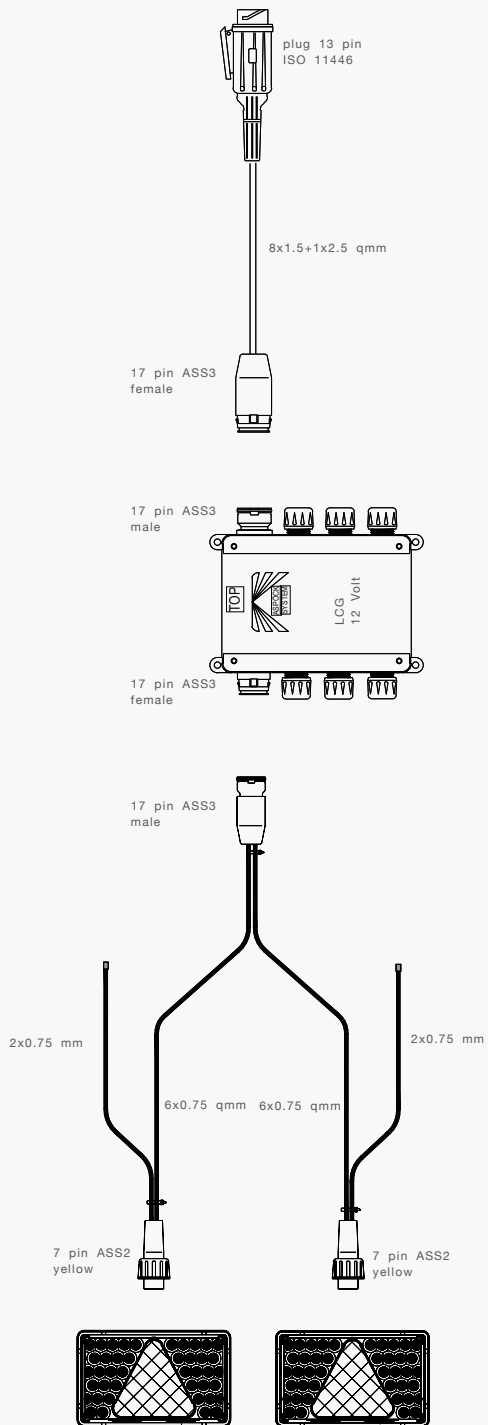
**PART NO**  
13-1732-001  
13-1722-001

The LED control gear enables the connection of LED rear lamps to tractor units, even if they are equipped with electronic lamp failure detection systems and onboard computers. Additionally, all light functions are monitored so that any malfunctions that may arise are displayed on the onboard computer.

The LCG guard this difference in power and feeds the surplus power via a dedicated permanent power back into the onboard electrical system. No heat sinks are required as the system ensures that only minor power loss occurs.

\* please notice the general advice at page 146

## SAMPLE OF A WATERPROOF LIGHTING KIT



### DESCRIPTION

maincable 2 m

LCG 12 Volt

junction cable 6.7 m  
2 x extensions DC 5.3 m  
junction cable 9.0 m  
2 x extensions DC 6.5 m

MultiLED  
(rear light LED)

### PART NO

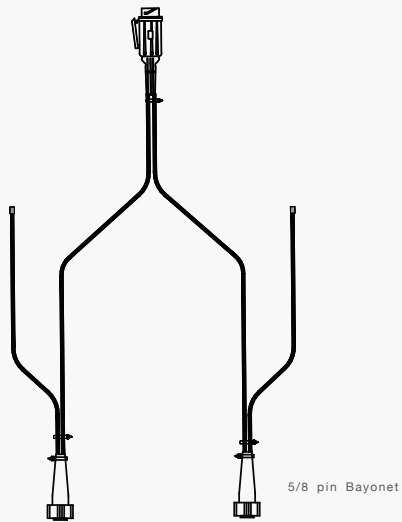
52-2717-007

76-5132-007

68-4899-007

68-4899-017

## SAMPLE OF A LED LIGHTING KIT

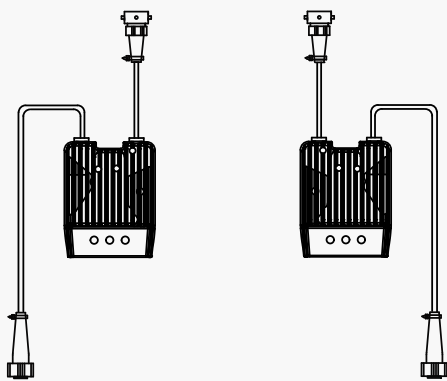


### DESCRIPTION

main cables

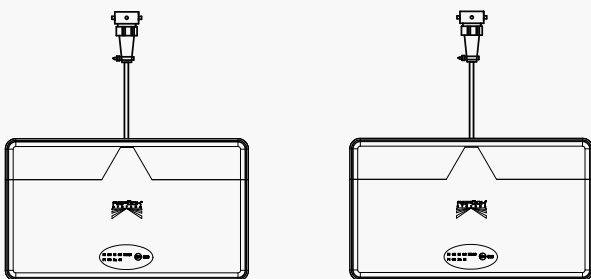
### PART NO

on page  
118 - 122



LCG 3 Channel

on page  
149

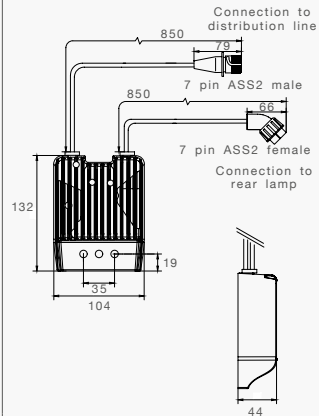


MultiLED II  
(rear lamp LED)

on page  
44 - 45

**\* LCG 3 CHANNEL MONITORING OF: TAIL LIGHT, STOP LIGHT AND DIRECTION INDICATOR**

**12 VOLT**



**DESCRIPTION**

- LCG 3 Channel, with open end
- LCG 3 Channel, 5 pin Bayonet left/right
- LCG 3 Channel, 8 pin Bayonet left
- LCG 3 Channel, 8 pin Bayonet right
- LCG 3 Channel, 7 pin ASS2 left/right
- LCG 3 Channel, 7 pin AMP left/right

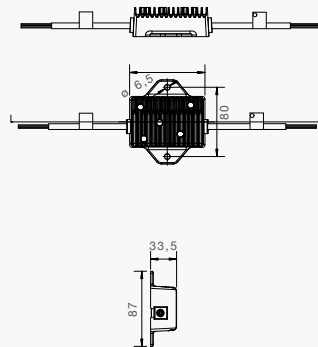
**PART NO**

- 75-0350-007
- 75-0351-007
- 75-0352-007
- 75-0353-007
- 75-0354-007
- 75-0355-007

**\* LCG 1 CHANNEL MONITORING OF: DIRECTION INDICATOR**



**12 VOLT / 24 VOLT**



**DESCRIPTION**

- input / output open end
- input 5 pin bayonet male / output 5 pin bayonet female
- input 5 pin bayonet male / output 7 pin ASS2 female right
- input 5 pin bayonet male / output 7 pin ASS2 female left
- input 8 pin bayonet male / output 8 pin bayonet female right
- input 8 pin bayonet male / output 8 pin bayonet female left
- input 8 pin bayonet male / output 7 pin ASS2 female right
- input 8 pin bayonet male / output 7 pin ASS2 female left
- input 7 pin ASS2 male / output 7 pin ASS2 female

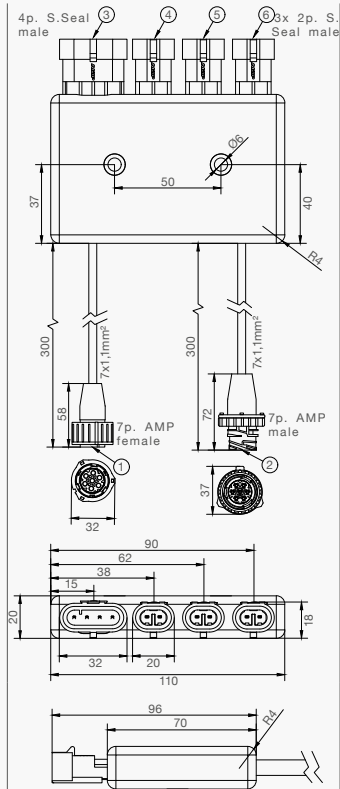
**PART NO**

- 75-0314-007
- 75-0315-007
- 75-0322-007
- 75-0323-007
- 75-0317-007
- 75-0318-007
- 75-0319-007
- 75-0320-007
- 75-0321-007



# 12V VARIOUS SMARTLINK / VOLTAGE DIVIDER

## SMARTLINK



### DESCRIPTION

In & Out cable with Amp 7 pin outputs:

- 1x Amp Superseal 4 pin
- 3x Amp Superseal 2 pin

In & Out cable with open end outputs:

- 1x Amp Superseal 4 pin
- 3x Amp Superseal 2 pin

### GENERAL DESCRIPTION

- ③ Parking light left + direction indicator right
- ④ Parking light right
- ⑤ Brake
- ⑥ RFS

### PART NO

76-9035-017

**YOUR BENEFIT!!!**

Different wiring feasible on request!

## VOLTAGE DIVIDER

### 24 VOLT TO 12 VOLT



### DESCRIPTION

2 x entry + 1 x exit with 8 pin bayonet connector

1 x entry + 1 x exit with open end

### PART NO

76-9008-007

76-9009-007

\* please notice the general advice at page 146



# SIGNAL PLATES

## SPARE PARTS AND ACCESSORIES



### DESCRIPTION

bayonet connector set  
(3 x 8 pin bayonet connector  
with 3 x single and 3 x  
double grommet)

### PART NO


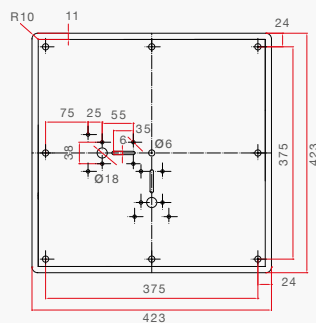
13-0848-034

## TECHNICAL FACTS

**DESCRIPTION:** up to 31V  
**OUTPUT VOLTAGE:** 12V (effective) with input voltage 12V and 24V  
**OUTPUT:** max. per channel 150W if mounted on metal  
max. total output 210W if mounted on metal  
**ASSEMBLY:** mounted on metal base  
water discharge valve on base with ventilation in direction of travel  
**PROTECTIVE FUNCTIONS:** protected against polarity reversal  
short-circuit-proof  
autom. voltage detection (only one input for 12V and 24V)

## SIGNAL BOARDS AND FOILS RED/WHITE

### 423 x 423 MM DIN 11030 AND TPESC 5099



### DESCRIPTION

sheet metal 1.5 mm galva-  
nised, edges flanged, single  
sided labeled, for left and  
right

sheet metal 1.5 mm galvani-  
sed, edges flanged, double  
sided labeled, for left and  
right

self adhesive foil,  
for left and right

### PART NO

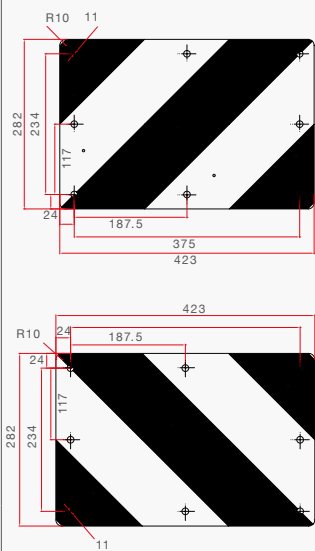

14-4220-007

14-4220-107

14-4220-207

# 12V VARIOUS SIGNAL PLATES

## 423 x 282 MM DIN 6171 AND TPESC 5099



### DESCRIPTION

sheet metal 0.8 mm galvanised, single sided labeled, left

sheet metal 0.8 mm galvanised, single sided labeled, right

self adhesive foil, left

self adhesive foil, right

### PART NO

14-4220-507

14-4220-557

14-4220-607

14-4220-657

## TEST BOX

### TRAILER TEST BOX



### DESCRIPTION

220V entry voltage, single function - multi function test with 8 pin bayonet connection for cable testing

### PART NO

77-9011-007

### SPARE PARTS AND ACCESSOIRES



### DESCRIPTION

8 pin bayonet connector black, female, single + double grommet

### PART NO

13-0828-034

# JUNCTION BOX/LAMPS

## JUNCTION BOX



### DESCRIPTION

Junction box with  
8 connection without grommet  
Junction box with  
8 connection + grommet

### PART NO

15-5616-507  
15-5616-504

## SPARE PARTS AND ACCESSOIRES



### DESCRIPTION

grommet 1 x round closed  
1 x square open  
grommet 1 x round open  
1 x square closed  
grommet 1 x round closed  
1 square closed  
grommet 1 x round open  
8 mm ø

### PART NO

15-5097-527  
15-5097-517  
15-5097-507  
15-5097-607

## BULBS



### DESCRIPTION

bulb 12V / 4W, BA9s  
bulb 12V / 5W, BA15s  
bulb 12V / 10W, BA15s  
bulb 12V / 21W, BA15s  
bulb 12V / 21W, BAU15s  
orange  
bulb 12V / 21/5W, BAY15d  
festoon, 12V / 5W, SV8.5-8

### PART NO

16-6104-017  
16-6105-017  
16-6110-017  
16-6121-017  
16-6121-107  
16-6122-017  
16-6605-017

# 12V Connection Diagrams / Attachment







# 12V CONNECTION DIAGRAMS/ATTACHMENT

## CONNECTION DIAGRAMS DIN / ISO

	flasher left	fog lamp	ground *	flasher right	tail light right	stop light	tail light left	reverse lamp	perma- nent power	battery load line	ground for pin 10*	data line	ground for pin 9*
	1	2	3	4	5	6	7	8	9	10	11	12	13
Plug 13-pin. DIN/ISO 11446	yellow	blue	white	green	brown	red	black	grey	brown/ blue	brown/ red	white/red		white/ black
Plug Multicon or System WEST	yellow	blue	white	green	brown	red	black	grey	brown/ blue	brown/ red	white/red		white/ black
	L	54g	31	R	58R	54	58L	1	4	6	7	2	3
Plug 7-pin. DIN/ISO 1724	yellow	blue	white	green	brown	red	black						
Plug 7-pin. DIN/ISO 3732									brown	blue	black		yellow/ green

\* The three ground wires may not be electrically connected trailer-laterally.

## OTHER CONNECTION DIAGRAMS

	flasher left	fog lamp	ground *	flasher right	tail light right	stop light	tail light left	reverse lamp	perma- nent power	battery load line	ground for pin 10*	data line	ground for pin 9*	current carring
	1	2	3	4	5	6	7	8	9	10	11	12	13	
Bayonet 2-pin. right			white		brown									
Bayonet 2-pin. left			white				black							
Bayonet 8-pin.	yellow	blue	white	green	brown	red	black	grey						
Bayonet 15-pin.	yellow	blue	white	green	brown	red	black	grey	brown/ blue	brown/ red	white/red		white/ black	
ASS II green 7-pin. yellow	yellow	blue	white	green	brown	red	black	grey						
	BL	SO	31	BL	UR	BR	UR							
Bayonet 5-pin. right		grey	white	green	brown	red								
Bayonet 5-pin. left	yellow	blue	white			red	black							
	4	6	1	4	2	5	2	3						
AMP 7-pin. right		blue	white	green	brown	red		grey						
AMP 7-pin. left	yellow	blue	white			red	black	grey						
			1											2/3
ASS3 3-pin.			white											diverse
	1	3	4	2	6	7	5	8	9	16	17		13	
ASS3 17-pin.	yellow	blue	white	green	brown	red	black	grey	brown/ blue	brown/ red	white/red		white/ black	

\* The three ground wires may not be electrically connected trailer-laterally.

## APPROVAL NUMBERS 12 VOLT

Rear lamps	
Minipoint	E4_10333
MiniLED II	E9_6535
MiniLED III	
Posipoint IV	E24_6144 E24_6145 E24_6146
Agripoint LED	E9_11547
Agripoint Hybrid	E9_11548
AgriLED I	E9_1016
AgriLED II	E9_1121
Braspoint 98	E9_11417
Braspoint 98 horizontal	E9_11418 E9_11875 E9_11874
Braspoint 98 vertical	E9_11419 E9_11873 E9_11872
Braspoint 140	E9_11412 E9_11416 E9_11876 E9_11887
Midipoint I	E9_5173
Midipoint II	E20_0472 E20_0242 E13_1095 E13_1094
Midiled Max	E9_23554
Multipoint I	E9_5099
Multipoint II	E9_1087 E9_1071
Multipoint III	E4_10661
Multipoint IV	E4_11030
Multipoint V	E9_5946
Multipoint V LED	E9_5946
MultiLED II	E23_6110
MultiLED III	E9_23441
Eurofab	E9_1211
Earpoint I	E9_1057
MultiLED IV	E9_1364
Earpoint III	E4_10434
Earpoint IV	E4_13368
Earpoint LED	E24_6111
Roundpoint	E4_61032 E4_23341 E4_7780 E4_7779
Roundpoint II	E9_11515
Roundpoint II LED	E9_11516
Linepoint I	E24_6109
Linepoint II	E9_11442 E9_11443 E9_11441
3-Chamber lamp	E9_5520
3-Chamber lamp LED	E9_6556 E9_1139 E4_13392 E9_1490 E9_5595
Europoint I	E9_5167 E2_7078
Europoint II	E9_5497 E13_1787
Europoint III	E9_6984 E9_6985

Ecopoint with triangle	E9_5266
Ecopoint II	E9_1853
EcoLED II	E9_22480

Position lamps	
Flexipoint I white	E9_5332
Flexipoint LED white	E24_0070 E24_0027
Flexipoint III white	E4_12287 E13_0484 E13_9592
Sidepoint white	E4_7720 E4_3236
Squarepoint white with reflector	E4_7721
Squarepoint white without reflector	E4_7721
Flatpoint II white LED	E9_5499
Posipoint II white LED	E9_5593
Monopoint II white slim LED	E9_5594
Flatpoint II red LED	E9_5499
Flexipoint I red	E9_5332
Flexipoint LED red	E24_0070 E24_0027
Flexipoint III red	E4_12288
Squarepoint red with reflector	E4_7720 E4_3236
Squarepoint red without reflector	E4_7721
Posipoint II red LED	E9_5593
Monopoint II red slim LED	E9_5594

Side marker lamps	
Flexipoint I	E9_5332
Flexipoint LED	E24_0005 E24_0027
Flexipoint III	E4_12289
Squarepoint yellow	E4_7720 E4_3236 E4_7721
Sidepoint yellow with reflector	E13_9592
Flatpoint I LED	E24_6094
Flatpoint II LED	E9_5499
Flatpoint III LED	E9_5581

Number plate lamps	
Regpoint	E9_4059 E9_4127
Regpoint LED	E9_4133
Regpoint II LED	E4_4352
Regpoint small	E20_9944
Regpoint small LED	E9_1983
Regpoint Built-in	E9_22112
Number plate bracket	E24_0004
Number plate pad include 2 x NPL LED	E9_1558

Endoutline marker lamps	
Flexipoint I red / white	E9_5332
Flexipoint LED red / white	E24_0021
Flexipoint II red / white	E4_7774
Flexipoint II LED red / white	E24_0151
Squarepoint red / white	E4_7722
Superpoint II	E9_5315
Superpoint III LED	E9_1469
Superpoint IV LED	E9_6878

Fog lamps	
Fog lamp 140 mm LED	E4_4052 E9_1490

Fog lamp 140 mm	E9_5520
Fogpoint	E20_0234
Fog - Roundpoint	E4_3989
Roundpoint II	E9_11515
Roundpoint II LED	E9_11516
Linepoint I	E24_6109
Linepoint II	E9_11442 E9_11443
MiniLED fog-reverse lamp	E9_6531
MiniLED fog lamp	E9_6532
Braspoint 98 horizontal	E9_11418
Braspoint 98 vertical	E9_11419
Braspoint 140	E9_11416

Reverse lamps	
Braspoint 98 horizontal	E9_11418
Braspoint 98 vertical	E9_11419
Braspoint 140	E9_11416
MiniLED II reverse lamp	E9_6530
reverse lamp	E9_4013
reverse lamp LED oval	E9_6989
reverse lamp 140 mm	E9_5520
reverse lamp 140 mm LED	E9_1490 E9_1139
RFS - Roundpoint	E4_23341
Roundpoint II	E9_11515
Roundpoint II LED	E9_11516
Linepoint I	E24_6109
Linepoint II	E9_11442 E9_11443
reverse-working lamp	E9_4013 E9_4014
Workpoint LED 650	E13_12435
Workpoint LED 800	E13_12438
Workpoint II 1000	E24_0005
Workpoint II 1500	E24_0002
Workpoint II 3000	E24_0002
FlashLED	E24_6521

3rd Stop lamps	
3rd stop lamp „LED“	E9_4075
FlexLED CHMSL	—
3rd stop lamp „LED“ self adhesive	E9_1465
3rd stop lamp „LED“ with Registration Plate	E9_4075
Linepoint I	E24_0145

Direction Indicator	
direction indicator - Roundpoint	E4_61032
Roundpoint II	E9_11515
Roundpoint II LED	E9_11516
Linepoint I	E24_6109
Linepoint II	E9_11441 E9_11443

Interior Lamps	
Inpoint III LED without switch	E9_1439 E9_1440
Inpoint III LED with switch	E9_1439 E9_1440
Inpoint III LED with motion sensor	E9_1439 E9_1440
Innenleuchte LED	—
Interior Lamp LED round	E24_0976
Tubepoint	E24_2384



# 12V ATTACHMENT

## PART NUMBERS SUMMARY

PART NO	Page	PART NO	Page	PART NO	Page	PART NO	Page	PART NO	Page	PART NO	Page	PART NO	Page
10-0100-537	8	13-3081-014	19	14-2465-417	51	15-5303-017	49	15-5316-707	72	15-5434-157	143	15-5976-017	87
11-2128-194	60	13-3081-014	92	14-4220-007	151	15-5303-017	51	15-5316-707	84	15-5435-017	143	15-5976-017	89
11-2128-194	75	13-3081-014	96	14-4220-107	151	15-5310-007	62	15-5318-007	58	15-5437-017	143	15-5976-017	91
11-2128-194	76	13-3081-014	102	14-4220-207	151	15-5310-007	69	15-5318-007	67	15-5438-017	143	15-5976-017	95
12-1530-004	42	13-3082-014	19	14-4220-507	152	15-5310-007	74	15-5318-007	72	15-5439-017	143	15-5976-017	100
12-1530-004	43	13-3093-507	132	14-4220-557	152	15-5310-007	87	15-5318-007	84	15-5609-107	64	15-5976-017	110
12-1531-004	42	13-3103-007	136	14-4220-607	152	15-5310-107	58	15-5321-007	63	15-5609-107	70	15-5976-017	111
12-1531-004	43	13-3105-007	133	14-4220-657	152	15-5310-107	66	15-5321-007	65	15-5616-504	153	15-5976-017	111
12-1560-001	53	13-3105-017	133	14-4302-227	107	15-5310-107	72	15-5321-007	78	15-5616-507	153	15-5976-017	112
12-1560-141	53	13-3105-107	133	15-0821-507	137	15-5310-107	84	15-5321-107	63	15-5930-007	130	15-5976-017	122
12-1570-001	54	13-3106-007	133	15-0822-507	137	15-5311-007	58	15-5321-107	65	15-5930-007	131	16-6104-017	48
12-1570-101	54	13-3107-007	133	15-4120-017	143	15-5311-007	62	15-5321-107	78	15-5930-007	132	16-6104-017	53
12-1570-204	54	13-3109-017	133	15-5000-007	133	15-5311-007	66	15-5321-207	64	15-5931-007	130	16-6104-017	60
12-1574-204	54	13-3137-007	134	15-5000-007	134	15-5311-007	69	15-5321-207	65	15-5931-007	131	16-6104-017	75
13-0021-007	96	13-3137-097	136	15-5000-017	133	15-5311-007	72	15-5321-207	78	15-5931-007	132	16-6104-017	89
13-0226-034	136	13-3193-507	134	15-5000-017	134	15-5311-007	74	15-5392-017	82	15-5940-007	133	16-6104-017	153
13-0236-004	136	13-3282-007	135	15-5097-507	153	15-5311-007	84	15-5398-067	82	15-5940-007	134	16-6105-017	18
13-0322-281	139	13-3424-024	138	15-5097-517	153	15-5311-007	87	15-5398-507	82	15-5974-007	8	16-6105-017	23
13-0332-281	139	13-5626-941	138	15-5097-527	153	15-5312-007	62	15-5312-007	142	15-5976-017	8	16-6105-017	23
13-0521-044	137	13-5626-951	138	15-5097-607	153	15-5312-007	69	15-5400-557	142	15-5976-017	58	16-6105-017	39
13-0523-044	137	14-0292-057	57	15-5111-007	63	15-5312-007	74	15-5400-607	142	15-5976-017	60	16-6110-017	42
13-0536-044	137	14-0292-057	66	15-5111-007	65	15-5312-007	87	15-5410-007	142	15-5976-017	62	16-6110-017	43
13-0546-044	137	14-0292-057	71	15-5111-007	78	15-5312-107	58	15-5410-017	142	15-5976-017	63	16-6110-017	48
13-0828-034	137	14-0292-057	83	15-5111-207	18	15-5312-107	66	15-5411-007	142	15-5976-017	64	16-6110-017	52
13-0828-034	152	14-0306-007	35	15-5111-207	92	15-5312-107	72	15-5411-017	142	15-5976-017	64	16-6110-017	53
13-0838-054	137	14-0325-007	25	15-5111-207	96	15-5312-107	84	15-5411-047	142	15-5976-017	65	16-6110-017	153
13-0848-034	151	14-0325-007	49	15-5111-207	102	15-5313-007	89	15-5412-007	142	15-5976-017	66	16-6110-017	18
13-1530-004	138	14-0392-057	57	15-5200-007	18	15-5313-007	91	15-5412-017	142	15-5976-017	68	16-6121-017	23
13-1540-004	138	14-0392-057	66	15-5200-007	92	15-5314-007	62	15-5412-047	142	15-5976-017	70	16-6121-017	25
13-1722-001	139	14-0392-057	71	15-5200-007	96	15-5314-007	69	15-5420-007	142	15-5976-017	70	16-6121-017	34
13-1722-001	146	14-0392-057	83	15-5200-007	102	15-5314-007	74	15-5420-017	142	15-5976-017	72	16-6121-017	35
13-1732-001	139	14-0418-307	63	15-5200-017	18	15-5314-007	87	15-5421-007	142	15-5976-017	74	16-6121-017	38
13-1732-001	146	14-0418-307	65	15-5200-017	92	15-5314-107	58	15-5421-017	142	15-5976-017	75	16-6121-017	39
13-3000-007	130	14-0418-307	78	15-5200-017	96	15-5314-107	66	15-5422-007	142	15-5976-017	76	16-6121-017	40
13-3000-017	130	14-1394-057	48	15-5200-017	102	15-5314-107	72	15-5430-007	143	15-5976-017	78	16-6121-017	41
13-3000-057	130	14-2465-417	34	15-5200-027	18	15-5314-107	84	15-5430-017	143	15-5976-017	79	16-6121-017	42
13-3000-107	130	14-2465-417	38	15-5200-027	92	15-5316-007	58	15-5431-007	143	15-5976-017	79	16-6121-017	43
13-3004-007	130	14-2465-417	39	15-5200-027	96	15-5316-007	67	15-5431-017	143	15-5976-017	80	16-6121-017	48
13-3005-007	130	14-2465-417	40	15-5200-027	102	15-5316-007	72	15-5432-007	143	15-5976-017	80	16-6121-017	49
13-3009-007	132	14-2465-417	41	15-5206-007	25	15-5316-007	84	15-5432-017	143	15-5976-017	82	16-6121-017	51
13-3015-007	130	14-2465-417	42	15-5303-007	49	15-5316-707	58	15-5432-047	143	15-5976-017	83	16-6121-017	52
13-3037-007	131	14-2465-417	43	15-5303-007	51	15-5316-707	67	15-5434-017	143	15-5976-017	85	16-6121-017	53

PART NO	Page	PART NO	Page	PART NO	Page	PART NO	Page	PART NO	Page	PART NO	Page	PART NO	Page
16-6121-017	92	16-6605-017	74	17-7945-007	127	18-8486-007	41	21-7501-007	18	24-3814-007	37	24-7000-157	39
16-6121-017	94	16-6605-017	79	17-7945-037	127	18-8487-007	42	21-7502-007	18	24-3814-017	37	24-7000-207	39
16-6121-017	95	16-6605-017	80	17-7945-047	127	18-8487-007	43	21-7505-007	18	24-4001-007	48	24-7000-357	39
16-6121-017	96	16-6605-017	83	18-8136-007	48	18-8528-002	55	21-8004-007	115	24-4051-007	48	24-7000-507	39
16-6121-017	100	16-6605-017	85	18-8136-007	89	18-8529-002	55	21-8004-027	115	24-4056-007	48	24-7200-007	39
16-6121-017	101	16-6605-017	87	18-8151-007	61	18-8560-002	53	21-8004-037	115	24-4057-007	48	24-7200-157	39
16-6121-017	102	16-6605-017	153	18-8152-007	61	18-8570-001	54	21-8004-057	115	24-4201-007	48	24-7200-207	39
16-6121-017	104	17-7200-007	8	18-8153-007	68	18-8570-101	54	21-8004-067	115	24-4205-007	48	24-7200-307	39
16-6121-017	112	17-7200-007	125	18-8156-007	74	18-8580-007	52	21-8004-087	115	24-4207-007	48	24-7200-507	39
16-6121-017	153	17-7200-057	8	18-8157-007	87	18-8630-104	79	21-8007-107	115	24-4251-007	48	24-7210-007	39
16-6121-107	39	17-7200-057	125	18-8165-007	66	18-8766-007	95	21-8007-117	115	24-4255-007	48	24-7210-167	39
16-6121-107	42	17-7200-067	8	18-8165-017	71	18-8780-107	23	21-8007-127	115	24-4257-007	48	24-7225-007	39
16-6121-107	43	17-7200-067	125	18-8165-027	57	18-8780-107	94	21-8007-137	115	24-4700-007	49	24-8000-007	40
16-6121-107	53	17-7200-077	8	18-8165-037	83	18-8880-107	23	21-8500-007	73	24-4700-507	49	24-8060-007	40
16-6121-107	153	17-7200-077	125	18-8185-007	73	18-8880-107	101	21-8500-017	59	24-4710-007	49	24-8070-007	40
16-6122-017	18	17-7213-257	125	18-8185-017	59	21-2200-024	76	21-8500-027	67	24-4750-007	51	24-8077-007	40
16-6122-017	34	17-7223-017	125	18-8185-027	67	21-2200-034	76	23-0200-007	25	24-4755-007	51	24-8200-007	40
16-6122-017	35	17-7223-027	125	18-8300-007	25	21-2200-044	76	23-0200-507	25	24-4760-007	51	24-8200-507	40
16-6122-017	38	17-7225-107	125	18-8382-107	23	21-2201-024	76	23-0300-007	25	24-4800-007	49	24-8210-007	40
16-6122-017	39	17-7225-127	125	18-8430-007	35	21-2201-034	76	23-0300-037	25	24-4800-507	49	24-8260-007	40
16-6122-017	40	17-7232-007	125	18-8432-107	35	21-2410-017	78	23-0300-507	25	24-4810-007	49	24-8262-007	40
16-6122-017	41	17-7232-017	125	18-8440-007	48	21-2800-004	75	23-4000-007	31	24-4851-007	51	24-8271-007	40
16-6122-017	42	17-7400-007	125	18-8440-057	48	21-2800-024	75	23-4000-037	31	24-4855-007	51	24-8277-007	40
16-6122-017	43	17-7400-017	125	18-8442-007	48	21-2800-044	75	23-4000-507	31	24-4861-007	51	24-8400-007	41
16-6122-017	49	17-7400-027	125	18-8442-107	48	21-2801-014	75	23-4000-537	31	24-4862-007	51	24-8400-507	41
16-6122-017	153	17-7500-007	126	18-8447-007	49	21-4700-007	85	23-4004-007	31	24-5000-007	38	24-8500-007	42
16-6605-017	25	17-7500-017	126	18-8447-107	49	21-4700-107	85	23-4004-037	31	24-5000-037	38	24-8500-157	42
16-6605-017	34	17-7500-027	126	18-8447-507	51	21-5000-024	60	23-4004-507	31	24-5000-157	38	24-8504-007	43
16-6605-017	35	17-7502-007	126	18-8448-007	49	21-5000-064	60	23-4004-537	31	24-5005-507	38	24-8510-007	42
16-6605-017	38	17-7502-017</											



### PART NUMBERS SUMMARY

PART NO	Page	PART NO	Page	PART NO	Page	PART NO	Page	PART NO	Page	PART NO	Page	PART NO	Page
24-8930-007	46	25-7000-537	54	31-2309-027	77	31-5069-007	60	31-6569-537	57	32-7344-017	28	33-8914-007	21
24-8930-017	46	25-7020-537	54	31-2309-037	77	31-5069-017	60	31-6569-547	57	32-7344-027	28	33-8914-017	21
24-8930-027	46	25-7400-537	54	31-2309-087	77	31-5209-007	61	31-6569-557	66	32-7600-007	20	33-9200-007	29
24-8930-037	46	25-7420-537	54	31-2369-017	77	31-5209-017	61	31-6569-627	83	32-7600-707	20	33-9200-207	30
24-8930-047	46	25-8100-007	52	31-2369-027	77	31-5209-027	61	31-6569-707	83	33-4124-027	32	33-9200-307	30
24-8930-057	46	25-8100-167	52	31-2369-037	77	31-5269-017	61	31-6569-717	83	33-4124-037	32	33-9200-507	29
24-8930-067	46	25-8100-207	52	31-2369-047	77	31-5269-027	61	31-6709-007	64	33-4124-067	32	33-9200-517	29
24-8930-097	46	25-8300-007	52	31-2369-057	77	31-5269-047	61	31-6809-007	70	33-4124-077	32	33-9200-707	30
24-8931-007	46	25-8300-167	52	31-2369-067	77	31-5309-007	68	31-6909-007	63	33-4124-087	32	33-9200-717	30
24-8931-017	46	25-8300-207	52	31-2819-007	75	31-5709-007	87	31-6909-017	63	33-4124-097	32	34-3814-007	37
24-8931-027	46	26-1200-007	80	31-2869-007	75	31-6309-007	59	31-6909-067	63	33-4124-247	33	34-3814-017	37
24-8931-037	46	26-3200-007	79	31-2869-017	75	31-6309-017	59	31-6969-007	63	33-4124-257	33	34-3814-027	37
24-8931-047	46	27-6600-017	95	31-3109-007	89	31-6309-027	85	31-7109-007	64	33-4124-267	33	34-8940-007	47
24-8931-057	46	27-6610-017	95	31-3109-017	89	31-6309-037	85	31-7109-017	64	33-4124-277	33	34-8940-017	47
24-8931-067	46	27-6610-027	95	31-3109-067	90	31-6309-047	73	31-7209-007	70	33-7200-007	26	34-8940-027	47
24-8931-077	46	27-7500-007	18	31-3109-077	90	31-6309-057	73	31-7209-017	70	33-7200-017	26	34-8940-037	47
24-8931-077	46	27-7500-007	96	31-3109-087	90	31-6309-067	67	31-7600-007	20	33-7207-047	26	34-8940-047	47
24-8931-087	46	27-8000-517	23	31-3109-097	90	31-6309-077	59	31-7600-007	93	33-7207-057	26	34-8940-057	47
24-8931-087	46	27-8000-517	94	31-3109-107	90	31-6309-087	59	31-7600-707	20	33-7207-507	26	34-8941-007	47
24-8931-097	46	27-8400-717	24	31-3109-117	90	31-6369-007	59	31-7600-707	93	33-7207-517	26	34-8941-017	47
25-2800-017	55	27-8400-717	94	31-3109-127	90	31-6369-017	59	31-8524-017	86	33-7234-007	27	34-8941-027	47
25-2800-537	55	28-6810-007	100	31-3109-137	90	31-6369-027	59	31-8524-027	86	33-7234-017	27	34-8941-037	47
25-2900-017	55	28-7500-007	18	31-3309-007	91	31-6369-037	59	31-8524-047	86	33-7234-027	27	34-8941-047	47
25-2900-537	55	28-7500-007	102	31-3309-017	91	31-6369-047	85	31-8700-007	111	33-7234-037	27	34-8941-057	47
25-4120-007	56	28-8001-517	23	31-3309-027	91	31-6369-057	85	31-8709-007	111	33-7234-047	27	35-0201-007	44
25-4120-017	56	28-8001-517	101	31-3309-037	91	31-6369-067	85	31-8909-007	110	33-7234-057	27	35-0201-017	44
25-4120-027	56	28-8400-717	24	31-3309-047	91	31-6369-077	85	31-8919-007	110	33-7234-067	27	35-0201-027	44
25-4120-037	56	28-8400-717	101	31-3309-057	91	31-6409-007	65	31-8920-007	21	33-7234-077	27	35-0201-037	44
25-4120-047	56	28-8524-007	106	31-3409-007	88	31-6509-007	67	31-9220-007	21	33-7234-087	27	35-0201-047	44
25-4120-057	56	28-8524-017	106	31-3409-017	88	31-6509-027	57	31-9221-007	21	33-7344-017	28	35-0202-007	44
25-4120-067	56	28-8524-037	107	31-3409-107	88	31-6509-047	83	31-9221-007	93	33-8100-007	29	35-0202-017	44
25-4121-007	56	28-8524-047	107	31-3409-117	88	31-6509-067	66	31-9230-007	22	33-8100-007	99	35-0202-027	44
25-4121-017	56	28-9050-007	104	31-3609-007	88	31-6509-127	71	31-9231-007	22	33-8100-107	29	35-0202-037	44
25-4121-027	56	28-9150-007	104	31-3609-017	88	31-6569-017	71	31-9231-007	93	33-8100-107	99	35-0202-047	44
25-4121-037	56	28-9160-007	104	31-3709-017	88	31-6569-037	57	31-9231-207	22	33-8100-207	30	35-0203-007	44
25-4121-047	56	29-8200-007	112	31-3769-007	88	31-6569-077	57	31-9231-207	93	33-8100-207	99	35-0203-017	44
25-4121-057	56	29-8410-107	112	31-3769-017	88	31-6569-127	57	31-9231-217	22	33-8100-507	29	35-0203-027	44
25-4121-067	56	30-5101-737	110	31-3809-007	88	31-6569-197	57	31-9231-217	93	33-8100-507	99	35-0203-037	44
25-6000-537	53	31-2219-007	76	31-3809-017	88	31-6569-287	57	32-7200-007	26	33-8100-607	29	35-0203-047	44
25-6011-527	53	31-2219-017	76	31-4709-007	85	31-6569-307	71	32-7200-007	98	33-8100-607	99	35-0203-057	45
25-6400-537	53	31-2219-027	76	31-4709-027	85	31-6569-377	83	32-7207-007	26	33-8100-707	30	35-0203-067	45
25-6411-527	53	31-2269-007	76	31-4709-037	85	31-6569-387	71	32-7207-007	98	33-8100-707	99	35-0203-077	45

PART NO	Page	PART NO	Page	PART NO	Page	PART NO	Page	PART NO	Page	PART NO	Page
35-0203-087	45	36-3769-007	82	38-9220-007	21	52-0233-007	124	66-1564-007	96	75-0322-007	149
35-0203-097	45	36-3769-017	82	38-9220-007	103	52-2717-007	147	66-1564-007	102	75-0323-007	149
35-0203-107	45	36-3769-017	111	38-9230-007	22	52-5180-017	123	66-5030-007	110	75-0350-007	149
35-0203-117	45	36-3809-007	80	38-9230-007	103	58-1022-037	118	66-5030-007	111	75-0351-007	149
35-0203-127	45	36-3809-017	80	38-9231-007	22	58-1022-047	118	66-5031-007	96	75-0352-007	149
35-0203-137	45	36-3869-007	80	38-9231-007	103	58-1022-087	118	66-5031-007	100	75-0353-007	149
35-0203-147	45	36-3904-007	81	39-6400-017	105	58-1022-137	118	66-5041-007	23	75-0354-007	149
35-0204-007	44	36-3904-017	81	39-6800-017	105	58-1022-287	118	66-5041-007	24	75-0355-007	149
35-0204-017	44	36-3904-207	81	39-6801-007	105	58-1022-677	118	66-5041-007	94	76-5132-007	146
35-0204-027	44	36-3904-407	81	39-8209-007	112	58-1022-787	118	66-5041-007	94	76-5132-007	147
35-0204-037	44	36-3904-607	81	39-8209-047	112	58-1093-057	118	66-5041-007	101	76-9008-007	150
35-0204-047	44	37-0003-107	95	39-8209-067	112	58-1093-067	118	66-5041-007	101	76-9009-007	150
35-0204-057	45	37-6603-037	95	39-8209-097	112	58-1098-107	119	68-2488-017	53	76-9035-007	150
35-0204-067	45	37-6609-007	95	39-8409-007	112	58-1098-137	119	68-2489-017	53	76-9035-017	150
35-0204-077	45	37-7200-007	26	39-8900-007	113	58-1133-017	118	68-2495-007	53	77-9011-007	152
35-0204-087	45	37-7200-007	98	39-8900-057	113	58-2008-017	119	68-2496-007	53	80-1700-002	109
35-0204-097	45	37-7207-007	26	39-8900-107	113	58-2008-027	119	68-4899-007	147	80-3201-002	109
35-0204-107	45	37-7207-007	98	39-8900-157	113	58-2008-057	119	68-4899-017	147	81-3400-031	109
35-0204-117	45	37-7600-007	20	39-8900-167	114	58-2008-077	119	68-5500-007	122	81-3500-011	109
35-0204-127	45	37-7600-007	97	39-8900-177	114	58-2008-407	119	68-5500-017	122		
35-0204-137	45	37-7600-707	20	39-8900-187	114	58-2040-017	119	68-5500-027	122		
35-0204-147	45	37-7600-707	97	39-8900-197	114	58-2040-257	119	68-5500-037	122		
35-0301-007	50	37-9220-007	21	39-8900-207	113	58-2040-517	119	68-5500-047	122		
35-0301-017	50	37-9220-007	97	39-8900-257	113	58-2040-527	119	68-5500-077	122		
35-0301-027	50	37-9230-007	22	39-8900-307	113	58-2040-537	119	68-5500-117	122		
35-0302-007	50	37-9230-007	97	39-8900-357	113	58-2063-007	121	68-5500-127	122		
35-0302-017	50	38-6809-107	99	39-8900-407	113	58-2063-017	121	68-5500-137	122		
35-0302-027	50	38-7200-007	26	39-9024-007	108	58-2063-027	121	69-0236-007	107		
35-2020-017	36	38-7200-007	98	39-9024-007	108	58-2071-027	120	69-0236-017	107		
35-2020-027	36	38-7207-007	26	39-9024-007	108	58-2071-037	120	69-0236-027	107		
35-2020-037	36	38-7207-007	98	50-2100-007	135	58-2071-107	120	69-0236-037	107		
35-2021-017	36	38-7600-007	20	50-4280-007	135	58-2071-117	120	69-0236-047	107		
35-2021-027	36	38-7600-007	103	51-0050-007	122	58-2078-007	120	69-0236-057	107		
35-2021-037	36	38-7600-707	20	51-0050-387	122	58-9504-007	121	71-9442-417	121		
36-1209-017	80	38-7600-707	103	51-0052-007	122	65-6502-017	26	71-9443-607	121		
36-1209-027	80	38-8200-007	100	51-0056-017	122	65-6502-017	98	75-0314-007	149		
36-1209-707	80	38-8524-007	106	51-0150-007	123	66-1563-007	19	75-0315-00			









# THE ART OF LIGHTS

Aspöck Systems GmbH

Enzing 4 | 4722 Peuerbach | AUSTRIA

Phone.: +43 72 76 / 26 70-0

E-Mail: office@aspoeck.com | www.aspoeck.com



Part N. 10-0360-107  
ASP\_12V\_EN\_17082022  
Printing errors; technical changes  
as well as picture changes reserved.  
© Aspöck Systems GmbH

## GREAT BRITAIN, IRELAND

**Aspöck UK Ltd.**  
Unit 19, Stansted Distribution Centre  
Great Hallingbury  
Bishops Stortford, Herts  
GB-CM22 7DG  
Tel.: +44 1279 655 220  
Fax: +44 1279 505 869  
E-Mail: sales@aspoeck.co.uk  
www.aspoeck.co.uk

## FRANCE, LUXEMBOURG ALGERIA, MOROCCO, TUNISIA

**Aspöck France S.A.S.**  
ZAG Bel Air  
260 Rue des Vergers  
F-69480 Pommiers  
Tel.: +33 437 5508 65  
Fax: +33 437 5508 97  
E-Mail: office@aspoeck.fr

## SPAIN, PORTUGAL

**Aspöck Iberica**  
Via Sergia, 32 Nave N° 2  
Poligono Industrial  
"Les Hortes del Cami Real"  
E-08302 Mataro (Barcelona)  
Tel.: +34 937 598 039  
Fax: +34 937 501 033  
E-Mail: aspock@aspock.com  
www.aspock.com

## SWEDEN, FINLAND, NORWAY, DEN- MARK, ESTONIA

**Aspöck Norden AB**  
Honungsgatan 4  
SE-432 40 Varberg  
Tel.: +46 340 483 870  
Fax: +46 340 483 879  
E-Mail: info@aspoeck-norden.se

## ITALY

**PAGG Aspöck srl**  
Via Legnano, 8  
I-20835 Muggiò (MB)  
Tel.: +39 039 278 5255  
Fax: +39 039 278 9582  
E-Mail: info@aspoeck.it

## BRAZIL

**Aspöck do Brasil Ltda.**  
Estrada RS 122 km 88,5 S/N  
Bairro São Gotardo  
Flores da Cunha-RS  
CEP 95270-000  
Tel.: +55 54 3039-5400  
E-Mail: contato@aspock.com.br

## POLAND, LITHUANIA, LATVIA, UKRAINE

**Aspöck Systems Polska Sp.z.o.o.**  
ul. Byczyńska 10  
46-320 Praszka  
Tel.: +48 34 3430 600  
Fax: +48 34 3430 609  
E-Mail: office.poland@aspoeck.com

## TÜRKIYE, MIDDLE EAST

**Aspöck Aydınlatma Sistemleri Tic. Ltd.**  
Feneryolu Mah. Yıldırım Sok.  
No 20/B P.K: 34724  
Kadıköy / İstanbul  
Türkei  
Tel.: +90 (0) 216 5105400-3 lines

## GERMANY

**Suer GmbH & Co KG**  
Handelsstraße 5  
D-42929 Wermelskirchen  
Tel.: +49 2196 946 0  
Fax: +49 2196 946 100  
E-Mail: info@suer.de

## GERMANY

**Hofmeister & Meincke**  
Carsten-Dressler-Straße 6  
D-28279 Bremen  
Tel.: +49 421 8405 296  
Fax: +49 421 8405 201  
E-Mail: bremen@hofmei.de

## AUSTRIA, HUNGARY, CROATIA, CZECH REPUBLIC

**Ing. A. F. Baeder Ges.m.b.H.**  
Kolpingstraße 13  
A-1230 Vienna  
Tel.: +43 1 865 16 40  
Fax: +43 1 869 22 12  
E-Mail: sales@baeder-automotive.com

## AUSTRIA (12V ONLY)

**Knott Handelsges.m.b.H.**  
Rennweg 79-81  
A-1030 Vienna  
Tel.: +43 1 714 22 22  
Fax: +43 1 714 22 33  
E-Mail: info@knott.at

## SWITZERLAND

**Südo AG für Lastwagenzubehöre**  
Müslistrasse 43  
CH-8957 Spreitenbach  
Tel.: +41 41 348 04 80  
Fax: +41 41 340 31 79  
E-Mail: info@agl.ch

## NETHERLANDS, BELGIUM

**Frits Dijk International**  
Collse Heide 64  
NL-5674 VN Nuenen  
Tel.: +31 40 2831815  
Fax: +31 40 2838717  
E-Mail: info@fritsdijk.nl

## SERBIA, ROMANIA, BULGARIA, SLOVAKIA

**Ing. A. F. Baeder Ges.m.b.H.**  
Kolpingstraße 13  
A-1230 Wien  
Tel.: +43 1 865 16 40  
Fax: +43 1 869 22 12  
E-Mail: sales@baeder-automotive.com

## MONTENEGRO, SLOVENIA, BOSNIA AND HERZEGOVINA

**Ing. A. F. Baeder Ges.m.b.H.**  
Kolpingstraße 13  
A-1230 Vienna  
Tel.: +43 1 865 16 40  
Fax: +43 1 869 22 12  
E-Mail: sales@baeder-automotive.com

## ISRAEL

**M.N. Systems**  
Pier St., Industrial Park Emek 10  
Hefer, IL-3877701  
P.O.B 12186  
Tel.: +97 24 6220 111  
Fax: +97 24 6220 808  
E-Mail: info@mnsys.co.il

## EAST ASIA

**JM Company**  
312-15, Jaedurumi-gil  
Paju-si, Gyeonggi-do  
10863, S. Korea  
Tel.: +82 31 944 7670  
Fax: +82 31 947 7671

## RUSSIA, KYRGYZSTAN, MONGOLIA, BELARUS, KAZAKHSTAN

**STAT Ltd**  
RUS, 125464, Moscow region,  
Volokolamskoe Highway  
House 142  
Pom. I, Room 35, Office 535  
Tel.: +7 (495) 739-03-47  
E-mail: info@stat-parts.ru  
www.stat-parts.ru

## SOUTH AFRICA, BOTSWANA, LESOTHO, NAMIBIA, ZIMBABWE, SWAZILAND

**Trail-Link South Africa**  
699 Seccull Avenue  
0084 Mayville, Pretoria  
P.O.B. 880  
Tel.: +27 12 335 7402  
E-Mail: sales@trail-link.co.za

## USA

**Aspöck UK Ltd.**  
Unit 19, Stansted Distribution Centre  
Great Hallingbury  
Bishops Stortford, Herts  
CM22 7DG  
Tel.: +44 1279 655 220  
E-Mail: sales@aspoeck.co.uk